

ASIA BRANDS

ASIA BRANDS BERHAD

Elle Disney Baby Le Petit Nuby
DIESEL Kawaii LILIAN Angry Bird Mali Mari Home
Baby Palace DISNEY
DORAEMON BUM Kids
ANAKKU UBAY Antioni MINICARE Le Petit BUM Jeans First Care ANAKKU JR
HELLO KITTY Family Essential Mickey Mouse & Friends Family Essential Baby Outlet Aimer Bras for Less
B.U.M. Hips & Curve UBAY AUDREY Antioni First Care BUM Kids Nuby Aimer Bontton
EQUIPMENT First Care LILIAN Manchester United

annual report 2014

CONTENTS

PG2	Notice of Annual General Meeting
PG5	Corporate Structure
PG6	Profile of Directors
PG8	Key Management
PG10	Corporate Information
PG11	Group Financial Information
PG12	Chairman's Statement
PG15	Brand Portfolio
PG16	Statement of Corporate Social Responsibility
PG18	Directors' Responsibility Statement in relation to the Financial Statements
PG19	Statement of Corporate Governance
PG25	Audit Committee Report
PG29	Statement on Risk Management and Internal Control
PG31	Other Disclosures
PG33	Financial Statements
PG92	Share Buy-Back Statement
PG96	Analysis of Shareholdings

Proxy Form

Notice of 39th Annual General Meeting

NOTICE IS HEREBY GIVEN that the Thirty-Ninth Annual General Meeting of the Company will be held at the Conference Room of the Company at Lot 10449, Jalan Nenas, Batu 4½, Kampung Jawa, 41000 Klang, Selangor Darul Ehsan on Friday, 22 August 2014 at 9.00 a.m. for the following purposes:-

AGENDA

As Ordinary Business

1. To receive the Audited Financial Statements for the financial year ended 31 March 2014 together with the Reports of the Directors and Auditors thereon. (Please refer to Explanatory Note 1)
2. To declare a Single Tier Tax Exempt Final Dividend of 5% in respect of the financial year ended 31 March 2014. (Resolution 1)
3. To approve the payment of Directors' fees for the financial year ended 31 March 2014. (Resolution 2)
4. To re-elect Mr. Kong Sau Kian, who retires by rotation pursuant to Article 102 of the Company's Articles of Association. (Resolution 3)
5. To re-appoint Messrs. Crowe Horwath as Auditors of the Company until the conclusion of the next Annual General Meeting and authorise the Directors to fix their remuneration. (Resolution 4)

As Special Business

6. To consider and, if thought fit, to pass the following Ordinary Resolutions with or without modifications:-

ORDINARY RESOLUTION 1

- **AUTHORITY TO ISSUE AND ALLOT SHARES PURSUANT TO SECTION 132D OF THE COMPANIES ACT, 1965**

THAT subject always to the Companies Act, 1965 ("the Act"), the Articles of Association of the Company and approvals from Bursa Malaysia Securities Berhad ("Bursa Securities") and any other governmental/regulatory authorities, the Directors of the Company be and are hereby empowered, pursuant to Section 132D of the Act, to issue and allot shares in the Company at any time and upon such terms and conditions and for such purposes as the Directors of the Company may, in their absolute discretion, deem fit provided that the aggregate number of shares to be issued pursuant to this resolution does not exceed 10% of the issued share capital of the Company for the time being AND THAT the Directors of the Company be and are hereby empowered to obtain the approval for the listing of and quotation for the additional shares so issued on Bursa Securities AND FURTHER THAT such authority shall continue to be in force until the conclusion of the next Annual General Meeting of the Company.

(Resolution 5)

ORDINARY RESOLUTION 2

- **PROPOSED RENEWAL OF AUTHORITY FOR SHARE BUY BACK OF UP TO TEN PERCENT (10%) OF THE ISSUED AND PAID-UP SHARE CAPITAL OF THE COMPANY**

THAT subject always to the Companies Act, 1965 ("the Act"), the rules, regulations and orders made pursuant to the Act, provisions of the Memorandum and Articles of Association ("M&A") of the Company, the Main Market Listing Requirements ("Main LR") of Bursa Malaysia Securities Berhad ("Bursa Securities"), and the approvals of all relevant governmental and/or regulatory authorities, the Company be and is hereby authorised, to the extent permitted by the law, to buy back such amount of ordinary shares of RM1.00 each in the Company's issued and paid up share capital as may be determined by the Directors of the Company from time to time through Bursa Securities upon such terms and conditions as the Directors deem fit and expedient in the interest of the Company provided that:-

- (i) the aggregate number of ordinary shares purchased and/or held by the Company as treasury shares shall not exceed 10% of the total issued and paid-up share capital of the Company at any point in time; and
- (ii) the maximum amount of funds to be allocated for the share buy-back shall not exceed the aggregate of the retained profits and/or share premium of the Company.

That the Directors of the Company be and are hereby authorised to deal with the shares purchased in their absolute discretion in the following manners:-

- (a) cancel all the purchased ordinary shares; and/or
- (b) retain the purchased ordinary shares as treasury shares for distribution as dividend to shareholders and/or resell on the market of Bursa Securities; and/or
- (c) retain part of the purchased ordinary shares as treasury shares and cancel the remainder.

THAT the authority conferred by this resolution shall continue to be in force until:-

- (i) the conclusion of the next annual general meeting of the Company following the general meeting at which such resolution was passed, at which time it will lapse unless by ordinary resolution passed at that meeting, the authority is renewed, either unconditionally or subject to conditions; or
- (ii) the expiration of the period within which the next annual general meeting after that date is required by law to be held; or
- (iii) revoked or varied by ordinary resolution passed by shareholders of the company at a general meeting of the company.

whichever occurs first;

AND THAT authority be and is hereby given to the Directors of the Company to take all such steps as are necessary and/or expedient (including without limitation, the opening and maintaining of central depository account(s) under the Securities Industry (Central Depositories) Act, 1991, and the entering into of all agreements, arrangements and guarantees with any party or parties) to implement, finalise and give full effect to the Proposed Share Buy-Back with full power to assent to any conditions, modifications, revaluations, variations and/or amendments (if any), as may be imposed by the relevant authorities and with full power to do all such acts and things thereafter (including without limitation, the cancellation or retention as treasury shares of all or any part of the shares bought-back) in accordance with the Act, the provisions of the M&A of the Company, the Main LR of Bursa Securities, and all other relevant governmental and/or regulatory authorities.

(Resolution 6)

- 7. To transact any other ordinary business for which due notice shall have been given.

NOTICE IS HEREBY GIVEN that a Single Tier Tax Exempt Final Dividend of 5% in respect of the financial year ended 31 March 2014, if so approved by the shareholders at the Thirty-Ninth Annual General Meeting, will be paid on 17 October 2014 to shareholders who are registered in the Record of Depositors as at the close of business on 22 September 2014.

Further notice is given that a depositor shall qualify for entitlement only in respect of:

- (1) Shares transferred into the depositor's securities account before 4.00 p.m. on 22 September 2014 in respect of ordinary transfers; and
- (2) Shares bought on Bursa Malaysia Securities Berhad on a cum entitlement basis according to the Rules of the Bursa Malaysia Securities Berhad.

By Order of the Board

Chua Siew Chuan (MAICSA 0777689)
Mak Chooi Peng (MAICSA 7017931)
Company Secretaries

Kuala Lumpur
25 July 2014

Notes:

- 1. *In respect of deposited securities, only members whose names appear in the Record of Depositors on 14 August 2014 ("General Meeting Record of Depositors") shall be entitled to attend, speak and vote at this Meeting.*
- 2. *A member entitled to attend and vote at this Meeting is entitled to appoint any person as his proxy to attend and vote instead of him. A proxy appointed to attend and vote at this Meeting shall have the same rights as the member to speak at the Meeting.*
- 3. *A proxy may but need not be a member of the Company and the provisions of Section 149(1)(b) of the Companies Act, 1965 need not be complied with. There shall be no restriction as to the qualifications of the proxy.*
- 4. *Where a member appoints more than one proxy, the appointments shall be invalid unless he specifies the proportions of his shareholdings to be represented by each proxy.*
- 5. *Where a member of the Company is an exempt authorised nominee which holds ordinary shares in the Company for multiple beneficial owners in one securities account ("omnibus account"), there is no limit to the number of proxies which the exempt authorised nominee may appoint in respect of each omnibus account it holds with ordinary shares of the Company standing to the credit of the said securities account.*

Notice of 39th Annual General Meeting (cont'd)

6. *Where a member is an authorised nominee as defined in the Securities Industry (Central Depositories) Act, 1991, it may appoint up to two (2) proxies in respect of each securities account it holds with ordinary shares of the Company standing to the credit of the said securities account.*
7. *If a corporation is a member of the Company, it may vote by any person authorised by resolution of its directors or other governing body to act as its representative at any meeting in accordance with Article 75 of the Company's Articles of Association.*
8. *The instrument appointing a proxy shall be in writing under the hand of the appointor or of his attorney duly authorised in writing or if such appointor be a corporation, under its common seal or under the hand of an officer or attorney of the corporation duly authorised and shall be deposited with the power of attorney or other authority (if any) at the registered office of the Company at Lot 10449, Jalan Nenas, Batu 4½, Kampung Jawa, 41000 Klang, Selangor Darul Ehsan not less than forty-eight (48) hours before the time appointed for holding this Meeting or adjourned meeting at which the person named in such proxy proposes to vote and in default the proxy shall not be treated as valid. An instrument appointing a proxy to vote at a meeting shall be deemed to include the power to demand a poll on behalf of the appointor.*

Explanatory Notes: -

1. Item 1 of the Agenda

This Agenda item is meant for discussion only as the provision of Section 169(1) of the Companies Act, 1965 does not require a formal approval of the shareholders for the Audited Financial Statements. Hence, this Agenda item is not put forward for voting.

2. Resolution 5

The proposed adoption of Ordinary Resolution 1 is for the purpose of seeking a renewal for the general mandate to empower the Directors of the Company pursuant to Section 132D of the Companies Act, 1965, from the date of the above Meeting, to issue and allot ordinary shares of not more than ten percent (10%) from the unissued share capital of the Company for such purposes as the Directors of the Company consider would be in the interest of the Company. This authority will, unless revoked or varied at a General Meeting, expire at the conclusion of the next Annual General Meeting of the Company.

This authority will provide flexibility and enable the Directors to take swift action for allotment of shares for any possible fund raising activities, including but not limited to further placement of shares for purpose of funding future investment project(s), working capital and/or acquisition(s) and to avoid delay and cost in convening general meetings to approve such issue of shares.

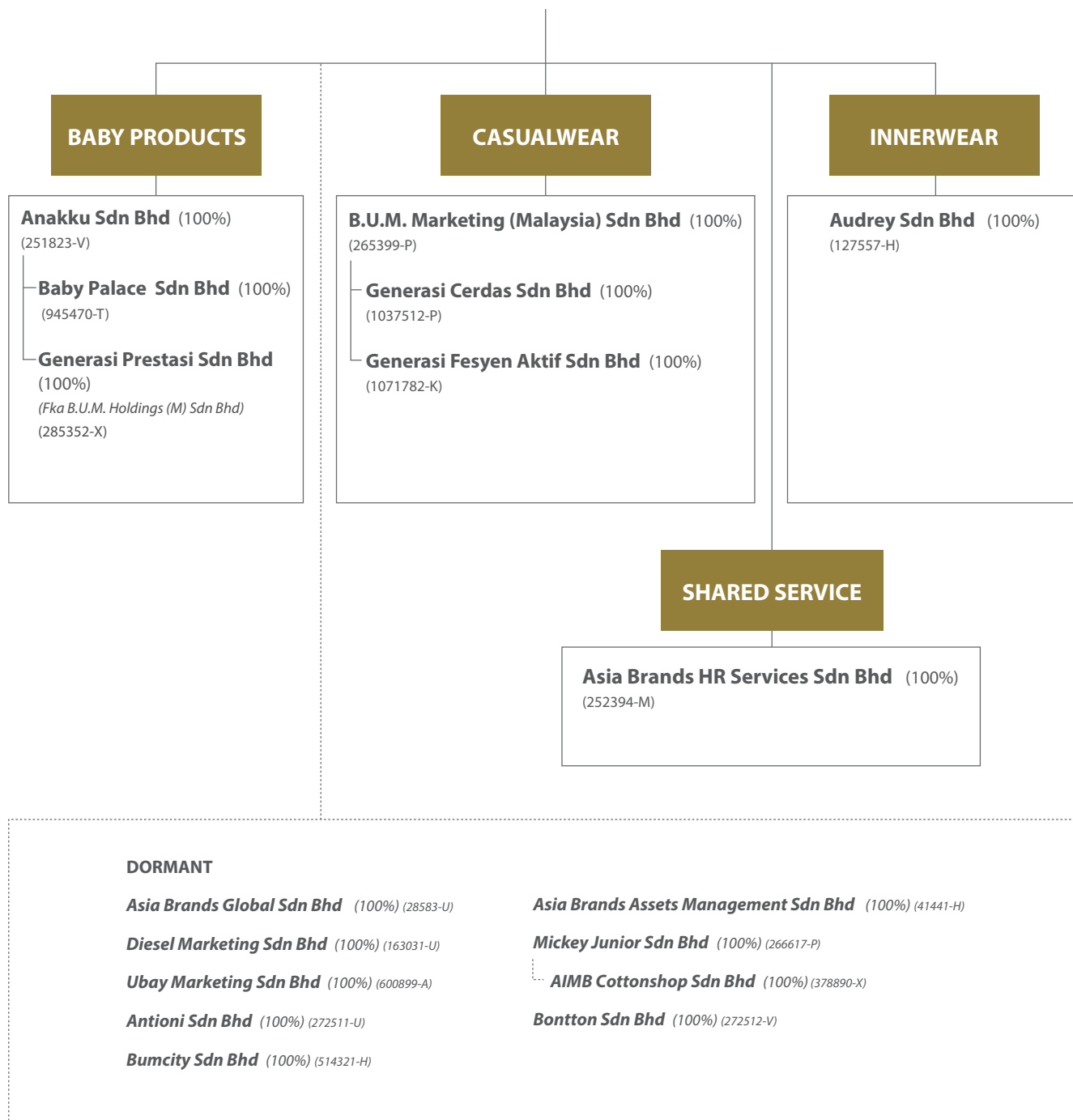
As at the date of this Notice, no new shares in the Company were issued under the provision of the general mandate granted to the Directors at the Thirty-Eighth Annual General Meeting held on 20 September 2013, which will lapse at the conclusion of the Thirty-Ninth Annual General Meeting. Hence, no proceeds were raised therefrom.

3. Resolution 6

The proposed adoption of Ordinary Resolution 2, if passed, is to renew the authority granted by the shareholders of the Company at the Thirty-Eighth Annual General Meeting held on 20 September 2013. The proposed renewal of the general mandate will empower the Directors to purchase the Company's shares up to ten percent (10%) of the issued and paid up capital of the Company by utilizing the retained profits and/or the share premium accounts of the Company. This authority will, unless revoked or varied by the shareholders of the Company in general meeting, expire at the conclusion of the next Annual General Meeting.

ASIA BRANDS

Asia Brands Berhad (22414-V)





Ng Chin Huat
*Non-Independent
Non-Executive Chairman*

Ng Chin Huat, aged 44, Malaysian, is the Non-Independent Non-Executive Chairman of the Company and a member of the Audit Committee and the Nomination and Remuneration Committee.

Mr. Ng was appointed to the Board on 1 March 2011. He holds a Bachelor of Commerce (Actuarial) degree from the University of Melbourne, Australia. Upon graduation in 1991, he worked as an Actuarial trainee in Prudential Singapore for two (2) years. Thereafter, he moved into the stock-broking industry in 1993, gaining employment with HLG Securities, Malaysia.

Mr. Ng joined Audrey International (M) Berhad (*now known as Asia Brands Corporation Berhad*) in 1999 as an Executive Director and was subsequently promoted to Group Managing Director in 2002. In 2010, Mr. Ng assumed the role of the Group Chairman of the same company.

Apart from the above, Mr. Ng does not hold directorships in other public companies but holds directorships in several other private limited companies.

Mr. Ng is a substantial shareholder of the Company by virtue of his and his spouse, Madam Yap Su P'ing's direct interest in Everest Hectare Sdn. Bhd., a substantial shareholder of the Company, via Section 6A of the Companies Act, 1965. Mr. Ng is also related to Ng Tiong Seng Corporation Sdn. Bhd. ("NTSC"), a substantial shareholder of the Company, by virtue of NTSC being a family-owned company. Mr. Ng has no conflict of interest with the Company and has not been convicted of any offences within the last 10 years.

Mr. Ng attended all the Board meetings held during the financial year ended 31 March 2014.



Cheah Yong Hock
Group Chief Executive Officer

Cheah Yong Hock, aged 52, Malaysian, is the Group Chief Executive Officer of the Company. He was appointed to the Board on 15 August 2011. Prior to joining the Group, Mr. Cheah joined Asia Brands Corporation Berhad in 2003 as General Manager, and was subsequently promoted to Chief Executive Officer in 2010.

Mr. Cheah graduated in marketing and is a member of the Chartered Institute of Marketing United Kingdom. He is also a member of VISTAGE, the world's leading Chief Executive organisation.

Mr. Cheah has more than 24 years of extensive experience in the marketing business ranging from retailing for supermarket chains to sales and marketing of mass customer products. Mr. Cheah has held key positions in multi-national companies such as Kiwi Brands (M) Sdn. Bhd. and Guinness Anchor Marketing Sdn. Bhd. He was also the National Sales Manager of Socma Trading (M) Sdn. Bhd. (*a subsidiary of PSC Ltd in Singapore*) in charge of selling and distribution of Mentos in Malaysia.

Mr. Cheah does not hold directorships in other public companies. He currently holds directorships in the subsidiary companies.

Mr. Cheah does not have any family relationship with any Director and/or major shareholder nor have any conflict of interest with the Company. He is a shareholder of the Company. He has not been convicted of any offences within the last 10 years. Mr. Cheah attended all Board meetings held for the financial year ended 31 March 2014.



Kong Sau Kian
*Senior Independent
 Non-Executive Director*

Kong Sau Kian, aged 50, Malaysian, is a Senior Independent Non-Executive Director of the Company. Mr. Kong is the Chairman of the Audit Committee, and a member of the Nomination and Remuneration Committee.

Mr. Kong was appointed to the Board on 1 March 2011. He is a member of the Malaysian Institute of Accountants, graduated with a Bachelor of Accounting (Honours) degree from the University of Malaya in 1988. Subsequently, he joined KPMG Peat Marwick, an international accounting firm, until 1992 where his exposure include audit of a wide range of industries, corporate restructuring, acquisition audit and other special assignments.

Mr. Kong also sits on the board of LBI Capital Berhad, a company listed on the Main Market of Bursa Malaysia Securities Berhad, as an Executive Director. He also holds directorships in several other private limited companies.

Mr. Kong does not have any family relationship with any Director and/or major shareholder nor have any conflict of interest with the Company and does not hold any shares in the Company and its subsidiary companies. He has not been convicted of any offences within the last 10 years.

Mr. Kong attended all Board meetings held during the financial year ended 31 March 2014.



Lim Kim Meng
*Independent
 Non-Executive Director*

Lim Kim Meng, aged 43, Malaysian, is an Independent Non-Executive Director of the Company. Mr. Lim is also the Chairman of the Nomination and Remuneration Committee, and a member of the Audit Committee.

Mr. Lim was appointed to the Board on 1 March 2011. He graduated with a Second Class Honours Bachelor of Laws Degree from the University of London and completed his Certificate of Legal Practice in 1994. He is the Managing Partner of Kamil Hashim Pury & Lim, Advocates & Solicitors. His professional experience includes being a member of the Malaysia Financial Markets Association, holding the position of licensed foreign exchange and money market dealer at Southern Bank Berhad (1994-1997) and Institutional Sales Dealer and Licensed KLSE Equities Dealer with HLG Securities (1997-1998).

Mr. Lim does not hold directorships in other public companies.

Mr. Lim does not have any family relationship with any Director and/or major shareholder nor any conflict of interest with the Company. He does not hold any shares in the Company and its subsidiary companies. He has not been convicted of any offences within the last 10 years.

Mr. Lim attended all Board meetings held during the financial year ended 31 March 2014.



Cheah Yong Hock
Group Chief Executive Officer

Mr. Cheah Yong Hock is the Group Chief Executive Officer ("CEO") of the Company. He was appointed as the CEO in 2010.

Mr. Cheah graduated with a Chartered Institute of Marketing, United Kingdom. He has had more than 24 years of extensive experience in this field, ranging from retailing for supermarket chains to sales and marketing of mass customer products. He has held key positions in multinational companies such as Kiwi Brands (M) Sdn. Bhd. and Guinness Anchor Marketing Sdn. Bhd. Prior to joining the Group, he was the National Sales Manager of Socma Trading (M) Sdn. Bhd. (a subsidiary of PSC Ltd in Singapore) in charge of the selling and distribution of Mentos in Malaysia.



Daniel Kok Tai Meng
Chief Financial Officer

Mr. Daniel Kok Tai Meng is the Chief Financial Officer of the Company. He joined the group in February 2009 as Senior Finance Manager and was promoted to his current position in 2011.

He is a fellow-member of the Association of Chartered Certified Accountants, United Kingdom, and also a member of the Malaysian Institute of Accountants. He is responsible for the Group's overall financial health and position as well as providing key analysis to drive decision making value add to Group's corporate strategies. He started his career as an auditor with Lim, Cheh and Chang Public Accountants. He later then joined L'Oreal Malaysia Sdn. Bhd. where he gained exposure both in finance and business through operations and controlling. Subsequently, he joined F&N Coca Cola Sdn. Bhd. overlooking commercial controls for Modern Trade.



Lee Yean Fung
*Chief Executive Officer,
B.U.M. Marketing (Malaysia)
Sdn. Bhd.*

Ms. Lee Yean Fung is the Chief Executive Officer of B.U.M. Marketing (Malaysia) Sdn. Bhd. She joined the Group in October 1997 as Marketing Executive and was promoted to her current position in 2013.

Ms. Lee graduated with a Bachelor of Business Admin Degree from the University of Central Oklahoma, USA. Ms. Lee has been involved in the lingerie industry for the past 15 years including retail and major department stores. Ms. Lee now oversees the overall business performance and operations of the Casual Wear division. Prior to joining the Group, Ms. Lee was attached to General Label & Labelling Malaysia, a company involved in printing and labelling industry.

Ms. Jasmine Chew Siew Chin is the Chief Executive Officer of Anakku Sdn. Bhd. She joined the Group in 2005 as Trade Marketing Manager and was promoted to General Manager of Anakku Sdn. Bhd. in 2009. She was then further promoted to her current position in April 2013.

Ms. Chew graduated with a Bachelor of Business Admin from Heriot Watt University, Edinburgh. Ms. Chew is responsible for strategic initiatives that would strengthen and enlarge Anakku Sdn. Bhd. market position and market share. Prior to joining the Group, Ms. Chew was attached to Unilever Holdings Sdn. Bhd. for 10 years. Her experience in Unilever includes Key Accounts Management and Trade Marketing particularly in the area of Merchandising & Category Management. During her tenure, she implemented a few initiatives which includes, Store in Store project, first loyalty program for trade in Malaysia within the FMCG environment as well as led a highly motivated promotion and merchandising team of 200 staff.



Jasmine Chew Siew Chin
*Chief Executive Officer,
Anakku Sdn. Bhd.*

Ms. Chong Aie Nee is the General Manager of Audrey Sdn. Bhd. She joined the Group in 1999 as a Marketing Executive and was promoted to Head of Division for Audrey Sdn. Bhd. before her recent promotion to General Manager of Audrey Sdn. Bhd. in 2013.

Ms. Chong graduated with a Bachelor of Management from Universiti Sains Malaysia. Ms. Chong is responsible for branding and building up of the Audrey and other lingerie brands. Prior to joining the Group, Ms. Chong was attached to Zurich Insurance Malaysia (*formerly known as MAA Assurance Alliance Berhad*) for 1 year. Her experience includes Key Accounts Management for existing corporate clients and prospecting new clients.



Chong Aie Nee
*General Manager,
Audrey Sdn. Bhd.*

Retired

Ms. Jeannie Yap Ben Cheh, who has been with Asia Brands for the past 14 years, has retired as the Chief Operating Officer of the Company with effect from 1 April 2014. The Board would like to take this opportunity to express its gratitude to Ms. Yap for her valuable contribution during her term of services.

BOARD OF DIRECTORS

Ng Chin Huat
(Chairman/Non-Independent Non-Executive Director)
Cheah Yong Hock
(Group Chief Executive Officer)
Kong Sau Kian
(Senior Independent Non-Executive Director)
Lim Kim Meng
(Independent Non-Executive Director)

AUDIT COMMITTEE

Chairman:

Kong Sau Kian

Members:

Ng Chin Huat
Lim Kim Meng

NOMINATION AND REMUNERATION COMMITTEE

Chairman:

Lim Kim Meng

Members:

Ng Chin Huat
Kong Sau Kian

SECRETARIES

Chua Siew Chuan (MAICSA 0777689)
Mak Chooi Peng (MAICSA 7017931)

REGISTERED AND BUSINESS OFFICE

Lot 10449, Jalan Nenas,
Batu 4½, Kampung Jawa,
41000 Klang, Selangor Darul Ehsan.
Tel: 03-5161 8822
Fax: 03-5161 2728
Email: mail@asiabrand.com.my
Website: www.asiabrand.com.my

REGISTRAR

Securities Services (Holdings) Sdn. Bhd.
(Company No. 36869-T)
Level 7, Menara Milenium,
Jalan Damanlela, Pusat Bandar Damansara,
Damansara Heights, 50490 Kuala Lumpur,
Wilayah Persekutuan.
Tel: 03-2084 9000
Fax: 03-2094 9940

SOLICITORS

K. H. Tai & Co
Kington Tan Dzul

BANKERS

Malayan Banking Berhad
RHB Bank Berhad
Ambank (M) Berhad
Amlslamic Bank Berhad

STOCK EXCHANGE

Main Market of Bursa Malaysia Securities Berhad

STOCK CODE AND STOCK NAME

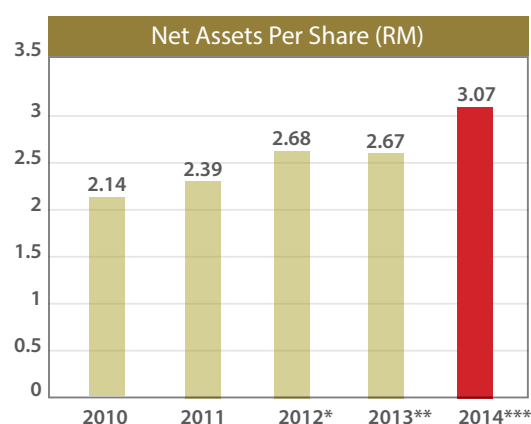
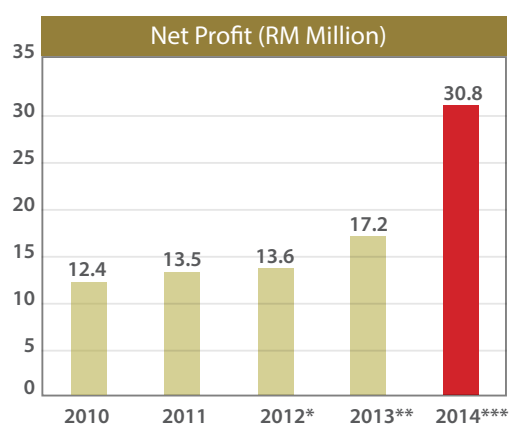
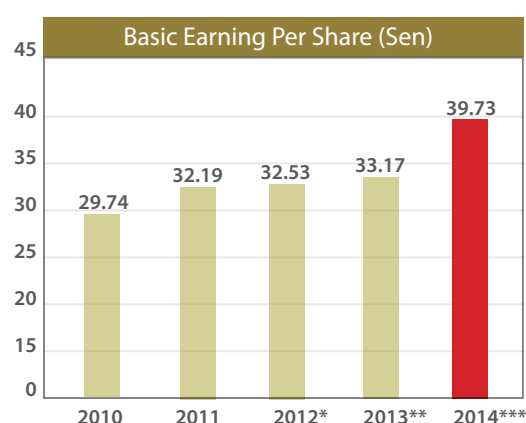
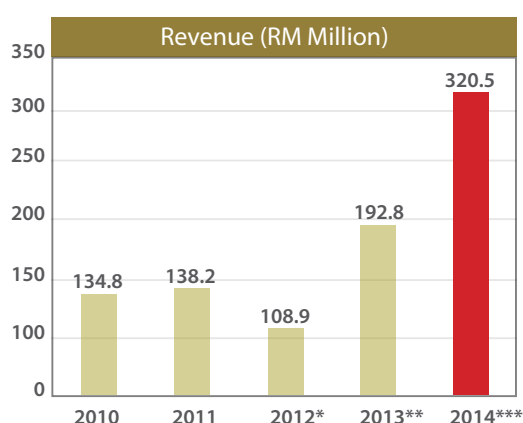
Stock Code : 7722
Stock Name : ASIABRN

AUDITORS

Crowe Horwath (AF: 1018)
Level 16, Tower C,
Megan Avenue II,
12, Jalan Yap Kwan Seng,
50450 Kuala Lumpur,
Wilayah Persekutuan.
Tel: 03-2788 9999
Fax: 03-2788 9998

	2014*** RM'000	2013** RM'000	2012* RM'000	2011 RM'000	2010 RM'000
Revenue	320,464	192,774	108,929	138,187	134,828
Net Profit	30,811	17,200	13,597	13,453	12,426
Paid-up Share Capital	79,117	71,925	41,787	41,787	41,787
Shareholders' Funds	242,617	191,761	111,852	99,904	89,503

Per share	2014***	2013**	2012*	2011	2010
Basic Earnings (sen)	39.73	33.17	32.53	32.19	29.74
Gross Dividend (sen)	5.0	5.0	5.0	5.0	10.0
Net Assets (RM)	3.07	2.67	2.68	2.39	2.14



* The Group changed its financial year end from 30 June to 31 March with effect from financial period from 1 July 2011 to 31 March 2012. The results tabled are for the financial period of 9 months.

** During the financial year the Company issued of 30,137,615 units of ordinary shares on 30/11/2012.

*** During the financial year, the Company issued of 7,192,400 units of ordinary shares on 19/6/2013.

Asia Brands continues to grow at consistent pace as a result of a solid portfolio of brands across three different segments of consumer retailing - baby products, innerwear and casualwear via an extensive distribution network nationwide.

Ng Chin Huat Chairman



Dear Shareholders,

After an intense and eventful year in 2013, 2014 was a year of consolidation for **Asia Brands**. The focus was to ensure operational processes were consolidated and streamlined whilst financially, we continue to dispose non-revenue generating assets as part of our transformation and redefined strategic direction.

2014. A Solid Year.

2013 was a transformative year for the Group as we acquired new subsidiaries resulting in an enlarged brand portfolio, embodied a new identity and launched our vision of becoming a leading brand conglomerate as part of our transformation and redefined strategic direction.

In 2014 however, it was time to take stock, reflect and consolidate the results of our strategic initiatives and to assess our progress towards our vision. In addition, we continued with our long-term plans to streamline operations and trim the 'fats'. We managed to dispose all non-core assets, which naturally enhanced liquidity in our balance sheet. During the year, we also raised fund through the capital market by issuing new shares via a private placement, allowing us to pare down our debts and gearing levels.

Operationally, this year was a challenging year whereby consumer spending weaken due to events such as the 13th General Election and the announcement of Goods and Services Tax (GST) to be implemented in April 2015, which resulted in more cautious spending overall. We took this opportunity to take a step back to digest and to proactively streamline operational and human resource structures to better prepare ourselves for the next phase of growth.



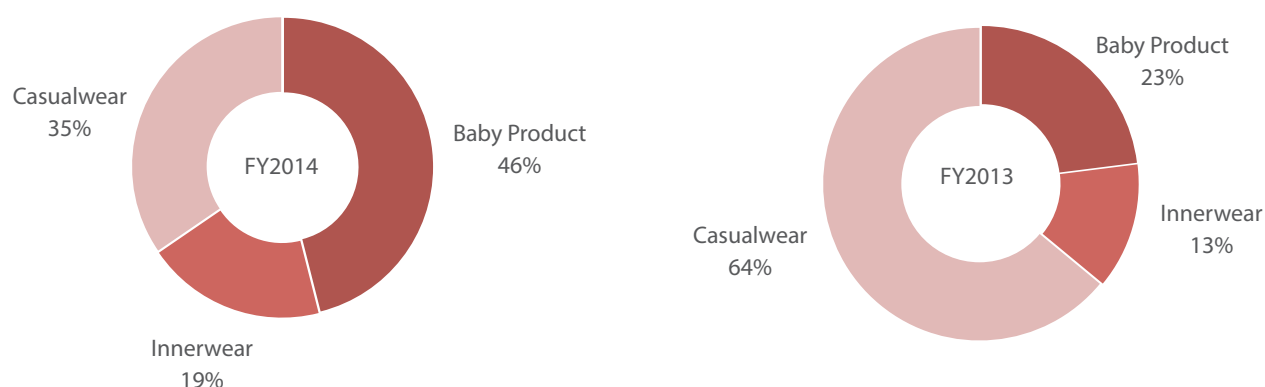


Figure 1 : Sectoral breakdown by revenue

Results. Raising the Benchmark.

In translating our vision as a brand conglomerate into action, **Asia Brands** has managed to end 2014 on a strong note. Our revenue was at a record high of RM320.5 million in financial year 2014, a significant 66% jump from RM192.8 million in financial year 2013. The Group's profit before tax surged to RM42.6 million in financial year 2014, almost doubling the RM23.4 million made in financial year 2013.

This was made possible in parts due to the enlarged brand portfolio and new business segments namely Innerwear and Baby Products. The improved retail visibility and footprint resulting from our increased distribution network had also contributed substantially to this growth.

During this financial year, there was a one-off gain amounting to RM6.7 million arising from the disposal of properties as part of our continuing initiative to streamline our balance sheet. It is to note that this piece of property was to be the last disposal of non-core and non-revenue generating assets by the Group which is consistent with the Board's strategic initiative to adopt an 'asset-light' model for **Asia Brands**.

Debt. Balancing with Equity.

The spectacular jump in our Group's revenue and profit was at the expense of a highly-geared balance sheet. In terms of financial prudence, we are mindful of the need to strike a balance between the use of debt and equity to fund our growth.

With this in mind, during the year, we proposed and issued a private placement of 7,192,400 new ordinary shares at an issue price of RM3.30 per share. The proceeds from the issuance of new shares allowed us to pare down our debt and gearing levels to 0.7 times from 1.0 time a year ago, resulting in reduced borrowing costs. At the same time, our total shareholders' equity has also increased by 26% to RM242.6 million as at 31 March 2014.

Interest expenses amounted to RM9.7million in financial year 2014, a 149% jump from RM3.9 million incurred in the year before.

Dividend. We Maintain Payout.

To reward our shareholders, the Board proposed a Single Tier Tax Exempt Final Dividend of 5% for the approval of the shareholders at the forthcoming Annual General Meeting.

Review. Could Be Better.

The Group's achievement in 2014, though solid, could have been better if not for the challenging retail environment last year which was affected by increased competition and weakened consumer sentiment due to political and general macroeconomic reasons. We started the year with the aim to improve our reach and brand visibility to consumers by increasing our distribution network via more stand-alone outlets. We also brought in new and exciting brands such as *Hello Kitty*, *Manchester United* and *Elle Lingerie* to cater to a more lifestyle oriented consumer segment and to complement our existing portfolio of brands.

Distribution Strategy

Part of our distribution strategy is to realign the distribution channel mix between consignment outlets and stand-alone stores in order to maximise our reach to consumers. Consignment outlets at prominent departmental stores create immediate public exposure whilst stand-alone outlets give us visibility in shopping malls and neighborhood retail centers. In 2014, we have decided to increase the number of stand-alone stores and close down unproductive consignment outlets to address the imbalance. We will also continue to find strategic locations to expand our large format stores in order to offer a combination of products and to cater to a wider range of customers.

Brand Strategy

Within our staple of more than 30 brands, Anakku remained as the core brand together with *Audrey* and *BUM Equipment*. However, these three brands may plateau in terms of future growth and there is a need to develop more core brands from the remaining portfolio. As such, last year we took to identify and develop alternative brands with mixed results. We also signed on more licensed brands such as *Hello Kitty*, *Manchester United* and *Elle Lingerie* with the expectation that such exciting new brands would allow the Group to have a larger footprint in the lifestyle segment.




		Number of stores
consignment outlets		1,212
stand-alone outlets		235
large format stores		4

Figure 2 : Number of Consignment & Stand-alone Stores

Outlook. Steadying the Ship.

Undoubtedly, we are expecting challenges in the macroeconomic outlook next year, especially with the Government planning for further subsidy rationalisation and the rolling out of GST in April 2015. The consensus amongst economists is that the growth in private consumption will decline in the near term which means even more cautious consumer spending is to be expected.

The positive news is we expect rapid urbanisation to continue in the foreseeable future. More shopping malls. More newborn babies. More purchasing power for women. We want to be in the position to capitalise on this in Malaysia and we are optimistic that the overall long-term economic indicators are still very good and we believe that as long as we continue to steady the ship and travel in the right direction, we will stand a good chance in taking a significant share of the consumer apparel market.

Innovate. Compete. Stay Relevant.

We have achieved the results we expected. We are aware of the challenges that lie ahead. For that, we shall continue to sharpen our saw, to innovate, and ultimately to compete and strengthen our market position for all our brands. More importantly, we want to stay relevant in this highly competitive industry.

Our team is doing a solid job thus far but I believe there is yet immense potential to grow further. I would like to take this opportunity to thank everyone involved for their continued excellence and outstanding work during the past year. My appreciation extends to my fellow Board of Directors, customers, collaboration partners, bankers, advisors and shareholders for their continued support.

Ng Chin Huat
Chairman



Anakku Nuby

Disney MiniCare

babycargo Angry Birds

FIRSTCARE™ le Petit Prince

Doraemon Hello Kitty

BABY PRODUCTS DIVISION



DIESEL® Antioni®


BONTTON® bum. equipment

MICKEY MOUSE & FRIENDS Manchester United

UNIONBAY. U|BAY

Disney BUMJEANS

CASUALWEAR DIVISION



Audrey Aimer

LILIAN cottonshop

ELLE mariemeili

bras for less bras & things

kawaii hips & curves

INNERWEAR DIVISION

Statement of Corporate Social Responsibility

At the Asia Brands Group, we believe that Corporate Social Responsibility (CSR) should be a commitment for all corporations. Not only should companies practice accountability, honesty and transparency in the conduct of their businesses, they should also uphold a fair degree of social responsibility in contributing towards the well being of their staff as well as the welfare of the community as a whole.

INTERNAL CSR

Staff Training and Welfare

The Group recognizes the importance of employees as their most valuable asset. The Group constantly conducts various in-house and external training programs to enhance technical competencies as well as supervisory leadership skills in order to develop a competent workforce. Throughout the year, the Group provided training to staff not only in areas relating to their job skills but also towards their character and mental development. These courses include team building, leadership training and mental motivation. We believe such trainings benefit the Group's productivity as well as the well-being of the staff and the community they are in. Medical and hospitalization insurance are subscribed annually to cover employees health needs.

Safe and Healthy Working Environment

The Group strives to maintain a safe and healthy working environment for all our employees. Preventive procedures and programs such as fire evacuation exercise and safety trainings are conducted from time to time to create a high level of safety awareness among the employees. Inspection of the office building is conducted regularly to prevent fire and industrial accident.

COMMUNITY

Social Responsibilities

Asia Brands Berhad understands the importance of maintaining a responsible role as a corporate member in the conduct of its business and in fulfilling its corporate and social obligations. We recognise our responsibility to make a positive impact in the community in which we operate thus we always work on integrating CSR as part of the Group's business activities and to instil a culture of social responsibility in all aspects of our business. During the year, the Group's philanthropic activities were focused on its two core pillars – EDUCATION and COMMUNITIES which saw the Group taking part in various relevant activities.

Project Change – The scholarship program in partnership with Crowe Howarth continued to aid our sponsored student Ng Wil Szen in his pursuit for higher learning which will cover his tuition fees, accommodation and basic living expenses. This marked his second year in pursuit of his dream to not only becoming an architect but a leader within a whole new generation of architects and artists and the most magnificent dreamers.

Project Dreams Come True – In conjunction with Anakku's 40th celebration last year, Anakku Sdn. Bhd. ("Anakku") carried out two key CSR initiatives, by engaging with groups of children and students to help them realize their dreams and potential.

10 children from 4 orphanages were selected and given the once-in-a-lifetime opportunity of recording an album of their own featuring traditional songs - Rasa Sayang and Ikan Kek in a professional recording studio.

Besides, Anakku also reached out to talented local fashion design students and help realize their potential by engaging with fashion design students from the Malaysia Institute of Art (MIA) through a competition where the students were required to design a new range of clothing for kids aged 0-4 years old, using batik elements.

Project Dialogue in the Dark (DID) – Our Company is the official partner to Dialogue In The Dark Malaysia. We hope to equip, enable and empower the visually impaired community and enlighten the sighted community towards empathy to move beyond sight. In view of this partnership, we have lined up a series of events for our staff and business partner in 2014.

Project BOSS Conference – 350pax comprising business operators, vendor partners and staff participated in the 4 day event which was held at Klana Resort, Seremban. This yearly event is organised with the objective of recognizing and rewarding the participants for their contributions throughout the year. The program line up was back to back with trainings, teambuilding activities and concluded with a grand Gala Dinner celebration.



GROWTH

going out of our
comfort zones



CORPORATE SOCIAL RESPONSIBILITY



The only way to
LEARN
is through encounter

Directors' Responsibility Statement In Relation to the Financial Statements

The financial statements of the Company and Group have been drawn up in accordance with the provisions of the Companies Act, 1965, applicable financial reporting standards and approved accounting standards in Malaysia. The Directors take responsibility in ensuring that the financial statements give a true and fair view of the financial position of the Group and the Company as at 31 March 2014 and of the results and the cash flows of the Group and the Company for the financial year then ended.

In preparing the financial statements for the financial year ended 31 March 2014, the Directors have:-

- ensured that the Group and the Company have adopted the appropriate accounting policies and applied them consistently;
- made reasonable and prudent judgements and estimates;
- ensured that all applicable approved accounting standards in Malaysia have been followed; and
- prepared the financial statements on a going concern basis.

The Directors are also responsible for ensuring that the Group and the Company maintain proper accounting records that disclose with reasonable accuracy, at any time, of the financial position of the Group and of the Company and which enable them to ensure that the financial statements comply with the Companies Act, 1965.

The Directors have overall responsibilities for taking such steps to ensure that appropriate systems are reasonably available to them to safeguard the assets of the Group and the Company, and to prevent and detect fraud and other irregularities and material misstatements. Such systems, by their nature, can only provide reasonable and not absolute assurance against material misstatement, loss or fraud.

The Board of Directors of Asia Brands Berhad (“ABB” or the “Company”) is committed to uphold the high standards of corporate governance in conducting the affairs of the Company and its subsidiaries (“the Group”) with integrity, transparency and professionalism as a fundamental part of discharging its responsibility to protect and enhance shareholders. The Board of Directors (“the Board”) commits to ensure that a sound framework of best practices of good corporate governance as prescribed in the Malaysian Code of on Corporate Governance 2012 (“MCCG 2012”), is generally implemented and in place at all levels of the Group’s businesses to protect and enhance long-term shareholders’ value and all stakeholders’ interest.

The Board has a formalised plan on promoting sustainability in developing its corporate strategies, taking into account the impact on the environmental, social, cultural and governance aspects of business operations. The Board also encourages management transparency by engaging in an open culture and two-way communication that encourages employee participation in every aspect of operational processes.

The Board has adopted a Board Charter, which provides guidance on how business is to be conducted in line with best practices and standards of good corporate governance.

BOARD OF DIRECTORS

(a) Board Composition

The Directors, collectively and individually, are aware of their fiduciary duties and responsibilities to the shareholders and stakeholders for the manner in which the affairs of the Company are managed. The Board provides stewardship to the Group’s strategic direction and operations and ultimately the enhancement of long-term shareholders’ value.

The current Board comprises four (4) Directors, out of which, one (1) is Executive Director, one (1) Non-Independent Non-Executive Director, one (1) Senior Independent Non-Executive Director and one (1) Independent Non-Executive Director, thus, fulfilling the requirement of at least one-third (1/3) of the Board comprises independent directors. The Articles of Association of the Company provides that the number of Directors shall not be less than two (2) or more than twenty (20). The Board believes that its current structure is able to discharge the Board’s priorities objectively with the balance of power and authority on the Board.

The profiles of the Directors are set out in this Annual Report.

The Board is chaired by a Non-Independent Non-Executive Director. The Non-Executive Directors are independent of management and have no relationships that could materially interfere with the exercise of their independent judgment. Together, the Directors have wide range of experience in business, corporate, banking and financial experience.

The Board is of the opinion that the composition of the current Board reflects a balance of executive and non-executive directors, such that the interests of not only the Company, but also of its stakeholders and the general public, are upheld in the formulation and adoption of business strategies. Collectively, the Directors combine their diverse commercial, regulatory, industry and financial experience to add value to the Board as a whole. There is also a clear division of responsibilities between the Chairman and the Group Chief Executive Officer to ensure that the Board remains balanced at all times.

The roles and responsibility of the Group Chief Executive Officer is distinct, separate and clearly defined. The Group Chief Executive Officer is the conduit between the Board and the Management in ensuring the effectiveness of the Company’s governance and management functions. The Group Chief Executive Officer is responsible for the day-to-day management of the Company with all powers and discretion vested in him, from time to time, by the Board. All Board authority conferred on Management is delegated through the Group Chief Executive Officer so that the authority and accountability of management is considered to be the authority and accountability of the Group Chief Executive Officer so far as the Board is concerned.

The Board is free to discuss all matters regarding the affairs of the Group without any restrictions or limitations being imposed on any Director. Where matters discussed involve the interest of the Chairman, he shall state his interest and shall refrain from discussions and decision-making.

No individual or a company of individuals dominates the Board’s decision making.

All the Directors have an equal responsibility for the Group’s operations and corporate accountability. The Independent Non-Executive Directors play a vital supporting role by contributing their knowledge and experience towards the development of the Group’s objectives. They also provide a broader and independent view in the decision-making process.

(b) Directors' Code of Conduct and Ethics

The Directors continue to observe and commit a Code of Conduct & Ethics ("the Code") based on the code of conduct expected of directors of companies as set out in the Company Directors' Code of Ethics established by the Companies Commission of Malaysia, and ensure implementation of appropriate internal systems to support, promote and ensure the compliance of the Directors' Code of Ethics & Conduct.

The Board will periodically review and reassess the adequacy of the Code, and make such amendments to the Code as the Board may deem appropriate.

(c) Company Secretaries

Every Director has ready and unrestricted access to the advice and services of the Company Secretaries in ensuring the effective functioning of the Board. The Directors are regularly updated and advised by the Company Secretaries on new statutory and regulatory requirements issued by regulatory authorities, and the resultant implications to the Company and the Directors in relation to their duties and responsibilities.

(d) Board Meetings

The Board meets at least four (4) times a year and additional Board meetings are convened when necessary. Sufficient notices were given to the Board prior to each meeting. During the financial year under review, the Board convened five (5) meetings and the attendance of the Directors are as follows:-

Directors	No. of Meetings attended
Ng Chin Huat	5/5
Cheah Yong Hock	5/5
Kong Sau Kian	5/5
Lim Kim Meng	5/5

The Company Secretaries record minutes of meetings and conclusions by the Board in the discharge of their duties and responsibilities.

(e) Supply of and Access to Information

The regular agendas for Board meetings are the briefing by the Audit Committee Chairman on the outcome of Audit Committee meeting(s), the review of periodic financial results, briefing by the Group Chief Executive Officer on the business aspects, briefing on corporate social responsibility activities, notation of circular resolutions passed, announcements made to Bursa Malaysia Securities Berhad and dealings in securities by Directors and principal officers, if any.

Relevant Board papers are disseminated to all the Directors prior to the meetings in a timely manner so as to accord sufficient time for the Directors to peruse the Board papers and to seek any clarification or further details that they may need from the Management or the Company, or to consult independent advisers, if they deemed necessary. As part of the integrated risk management initiatives, the Board also noted the decisions and salient issues deliberated by Board Committees through minutes of these committees. Board meetings are conducted in accordance to a structured agenda.

Senior Management staff are invited to attend Board meetings to provide their views and explanation on certain items on the agenda being tabled to the Board and to furnish clarification on issues that may be raised by the Directors.

In the furtherance of their duties, where necessary, the Directors may, whether collectively as a Board or in their individual capacities, have access to all information within the Group, to seek advice from independent professional advisors at the Group's expense and access to the advice and services of the Company Secretaries.

(f) Board Committee

To assist the Board in carrying out its duties and responsibilities, the Board has established the following Committees of the Board, each with clearly defined Terms of Reference in order to enhance corporate efficiency and effectiveness:-

- (i) Audit Committee; and
- (ii) Nomination and Remuneration Committee.

• **Audit Committee**

The Audit Committee assists and supports the Board's responsibility to oversee the Group's operations by providing a means for review of the Group's processes for producing financial data, its internal controls, risk management activities and independence of the Group's external and internal auditors. The role of the Audit Committee and the number of meetings held during the financial year as well as the attendance record of each member are set out in the Audit Committee Report in this Annual Report.

The Audit Committee also ensure the independence of the external auditors during the conduct of the audit engagement.

• **Nomination and Remuneration Committee**

The Nomination and Remuneration Committee ("NRC") comprises three (3) Directors, the majority of whom are Independent Non-Executive Directors of the Company. The members of the NRC are as follows:

Kong Sau Kian	Senior Independent Non-Executive Director	Chairman
Lim Kim Meng	Independent Non-Executive Director	Member
Ng Chin Huat	Non-Independent Non-Executive Director	Member

The principal objectives of the NRC are:-

- (i) to assist the Board to nominate new nominees to the Board of Directors;
- (ii) to assess the Board to oversee the selection and to assess the performance of the Directors of the Company on an on-going basis; and
- (iii) to assist the Board to assess the remuneration packages of the Group Chief Executive Officer.

The NRC also oversees matters relating to the nomination of new Directors, annually reviews the required mix of skills, experience, independence assessment of Independent Directors, reviews succession plans and boardroom diversity; oversees training courses for directors and other requisite qualities of Directors, as well as the annual assessment of the effectiveness of the Board as a whole, its Committees and the contribution of each individual Director.

The NRC also recommends to the Board, the policy framework and remuneration and benefits extended to the Group Chief Executive Officer. Non-Executive Directors' remuneration is a matter to be decided by the Board as a whole, with the Directors concerned abstaining from deliberation and voting in respect of their remuneration.

Summary of Activities of the NRC

During the financial year ended 31 March 2014, the main activities carried out by the NRC included the following:-

- Reviewed and approved the revised Terms of Reference of the NRC.
- Re-election and retirement of Directors at Annual General Meetings.
- Recommended the appointment of Chairman of the NRC and Senior Independent Non-Executive Director of the Company.
- Annual Board Assessment.
- Reviewed and approved the annual assessment checklist and criteria for independence of an independent director.
- Recommended the Remuneration Policy of the Company and Group.

(g) Appointments to the Board

With respect to nomination and election process of new Directors, the responsibilities of the NRC shall be as follows:-

- to evaluate the balance of skills, knowledge, experience and diversity on the Board, and, in the light of this evaluation, prepare a description of the role and capabilities required for a particular appointment. In identifying suitable candidates, the NRC shall:-
 - (i) consider candidates from a wide range of backgrounds;
 - (ii) consider candidates on merit, against objective criteria with due regard for the benefits of diversity on the Board, including gender; and
 - (iii) ensure that once appointed, appointees have enough time available to devote to the position of director.
- for the appointment of a Chairman, the NRC shall prepare a job specification for the position, which shall include the expected time commitment. A proposed Chairman's other significant commitments should be disclosed to the Board before the appointment, and any changes thereto should be reported to the Board.
- prior to the appointment of a director, the proposed appointee should be required to disclose any other business interests that may result in a conflict of interest in relation to the Company, and shall be required to report any future business interests which may develop post-appointment, that could result in a conflict of interest.

(h) Re-election

The Articles of Association of the Company provide that at every annual general meeting, one-third (1/3) of the Directors, including the Managing Director, shall retire from office provided always that all Directors shall retire at least once in every three (3) years. A retiring Director shall be eligible for re-election.

Upon the recommendation of the NRC and the Board of the Company, Mr. Kong Sau Kian shall retire at the forthcoming Thirty-Ninth Annual General Meeting of the Company and being eligible, had offered himself for re-election.

(i) Gender Diversity

The Board does not have any gender diversity policies and targets or any set measures to meet any target. Nevertheless, the Group is an equal opportunity employer and all appointments and employments are based strictly on merits and are not driven by any racial or gender bias.

The Board will consider establishing a policy formalising its approach to boardroom diversity to ensure that women candidates are sought as part of its recruitment exercise for the future.

REMUNERATION

The Level and Make-up of Remuneration

The Board has a formal procedure to determine the remuneration of each Director which is reviewed from time to time against market practices. The Board ensures that the level of remuneration is sufficient to attract and retain Directors needed to run the Group successfully. The component part of remuneration has been structured to link rewards to corporate and individual performance for Group Chief Executive Officer whilst Non-Executive Directors' remuneration reflects their experience and level of responsibilities.

The NRC is responsible for recommending the remuneration package of the Group Chief Executive Officer to the Board.

The remuneration received by the Directors for the financial year ended 31 March 2014 is set out in the Notes to the Financial Statements. The Company opts not to disclose the remuneration of individual directors as the Company believes that this information will not add significantly to the understanding and evaluation of the Company's governance.

Details of Directors' Remuneration received and/or receivable from the Company and its subsidiaries during the financial year ended 31 March 2014 are disclosed in this Annual Report.

Number of Directors whose remuneration falls into the following bands are as follows:

Amount	Number	
	Executive Directors	Non-Executive Directors
Below RM 50,000	-	3
RM450,001-RM500,000	1	-

INDEPENDENCE OF THE BOARD

The Board assessed the independence of the Independent Non-Executive Directors annually, taking into account the individual Director's ability to exercise independent judgment at all times and their contribution to the effective functioning of the Board, and is satisfied with the level of independence demonstrated by all the Independent Non-Executive Directors and their ability to act in the best interest of the Company.

Based on the current composition of the Board, the tenure of Independent Directors had not exceeded a cumulative term of nine (9) years.

DIRECTORS' TRAINING

All the Directors have attended and successfully completed the Mandatory Accreditation Programme as prescribed by the Main Market Listing Requirements ("Main LR") of Bursa Malaysia Securities Berhad ("Bursa Securities") for directors of public listed companies.

During the financial year ended 31 March 2014, the Directors attended the following training, briefing and workshop programmes:-

Directors	Seminars/Briefing/Workshop attended
Ng Chin Huat	<ul style="list-style-type: none"> • The Art of Financial-Story Telling • The New Depression: The Breakdown of the Paper Money Economy • Global Social Business Summit 2013 • ASAP Leadership Summit 2014 • EO Penang University • Briefing on GST implementation
Cheah Yong Hock	<ul style="list-style-type: none"> • The Coming Election GE13 • Competitive Laws and their Impact on your Business • DNA Profiling in Healthy Ageing and Living • The Dilemma of Businessmen • Vistage CEO Tea Talk – Neuromarketing • Briefing on GST implementation
Kong Sau Kian	<ul style="list-style-type: none"> • Briefing on GST implementation
Lim Kim Meng	<ul style="list-style-type: none"> • Briefing on GST implementation • Personal Data Protection Act 2010: compliance by Law Firms • Talk on Mediation

The Directors will continue to attend relevant trainings and education programmes in order to keep themselves abreast of the latest development in the economy, industry and technology and discharge their duties and responsibilities more effectively.

ACCOUNTABILITY AND AUDIT**(a) Financial Reporting**

In presenting the annual audited financial statements and quarterly announcements of results to shareholders, the Board take responsibility to present a balanced and meaningful assessment of the Group's position and prospect and to ensure that the financial statements are drawn up in accordance with the provisions of Companies Act, 1965 and applicable accounting standards in Malaysia. The Audit Committee assists the Board in scrutinising information for disclosure to ensure accuracy, adequacy and completeness. The Responsibility Statement by the Directors pursuant to Main LR of Bursa Securities is set out in this Annual Report.

In addition to the above, the Company also undertook an independent assessment of the internal control system and the Audit Committee has been assured that no material issue or major deficiency had been detected which posed a high risk to the overall internal control under review.

(b) Assessment of Suitability and Independence of External Auditors

The Audit Committee undertakes an annual assessment of the suitability and independence of the external auditors. The Audit Committee meets with the external auditors at least twice a year to discuss their audit plan, audit findings and the Company's financial statements. At least one of these meetings is held without the presence of the Group Chief Executive Officer and the Management. The Audit Committee also meets with the external auditors additionally whenever it deems necessary.

(c) Internal Audit Function

The Directors acknowledge their responsibility in maintaining a reasonable sound system of internal controls covering financial, operational and compliance and risk management. This system is designed to manage, rather than eliminate, the risk of failure to achieve the Group's corporate objectives, as well as to safeguard shareholders' investments and the Group's assets. The Board seeks regular assurance on the continuity and effectiveness of the internal control system through independent review by the internal and external auditors.

The internal audit function is independent of the operations of the Group and provides reasonable assurance that the Group's system of internal control is satisfactory and operating effectively. The internal auditors adopt a risk-based approach towards the planning and conduct of audits, which are consistent with the Group's framework in designing, implementing and monitoring its internal control system. An Internal Audit Planning Memorandum, setting out the internal audit work expected to be carried out is tabled to the Audit Committee.

The Group's Statement on Risk Management and Internal Control is disclosed in this Annual Report.

(d) Relationship with External Auditors

The Company has always maintained a formal and transparent relationship with its external auditors, in seeking professional advice and ensuring compliance with the Financial Reporting Standards and Companies Act, 1965 in Malaysia.

The Audit Committee had considered the provision of non-audit services by the external auditors during the year and concluded that the provision of these services did not compromise the external auditors' independence and objectivity as the amount of the fees paid for these services were not significant when compared to the total fees paid to the external auditors.

SHAREHOLDERS' COMMUNICATION AND INVESTOR RELATIONS

(a) Dialogue between Companies and Investors

The Board recognises the importance of timely dissemination of information to shareholders and other interested parties to ensure that they are well informed of all major developments of the Group. Such information is communicated through various disclosures and announcements to the Bursa Securities, including the quarterly financial results, annual reports and where appropriate, circulars and press releases. This information may be assessed from the website of the Bursa Securities at "www.bursamalaysia.com.my". In addition, interviews conducted from time to time by local journalists with the management of the Group are reported in the local newspapers and information on the Group and its business activities is available at the company's website at www.asiabrand.com.my.

The Company's website incorporates an Investor Relations section which provides all relevant information on the Company and is accessible by the public. This Investor Relations section enhances the Investor Relations function by including analyst reports, all announcements made by the Company, annual reports as well as the corporate and governance structure of the Company.

(b) Poll Voting

In line with Recommendation 8.2 of the MCGG 2012, the Chairman informs the shareholders of their right to demand a poll vote at the commencement of all general meetings.

(c) Annual General Meeting

The Annual Report is sent to the shareholders at least twenty-one (21) days prior to the date of the meeting. At each meeting, shareholders are able to participate in the question and answer session in respect of the matters listed in the Notice of Annual General Meeting. There is no time limitation for shareholders to raise questions and to solicit reply from the Board.

Barring any unforeseen circumstances and upon making due and reasonable enquiry into the affairs of the Group, the Board firmly believes that the Group shall continue to operate as a going concern business in the foreseeable future.

This Statement of Corporate Governance is made in accordance with a resolution of the Board dated 30 June 2014.

MEMBERS OF THE AUDIT COMMITTEE

The Audit Committee comprises the following members:-

Kong Sau Kian	<i>Chairman/Senior Independent Non-Executive Director</i>
Lim Kim Meng	<i>Member/Independent Non-Executive Director</i>
Ng Chin Huat	<i>Member/Non-Independent Non-Executive Director</i>

MEETINGS

The number of Audit Committee meetings held during the financial year ended 31 March 2014 and the attendance of each Audit Committee member are as follows:-

	No. of meetings attended
Kong Sau Kian	5/5
Lim Kim Meng	5/5
Ng Chin Huat	5/5

ROLE OF THE AUDIT COMMITTEE

The role of the Audit Committee is to oversee the Company's financial reporting process, corporate governance process and provide the Board with assurance of the quality and reliability of financial information used by the Board and of the financial information issued publicly by the Company. The Audit Committee assumes the following fundamental responsibilities in the Company:-

- assessing the risks and control environment;
- overseeing financial reporting;
- evaluating the internal and external audit processes; and
- reviewing conflict of interest situations and related party transactions.

SUMMARISED TERMS OF REFERENCE OF THE AUDIT COMMITTEE

1. Membership

The Board shall elect an Audit Committee from amongst themselves (pursuant to a resolution of the Board of Directors), comprising at least three (3) Directors which fulfils the following requirements:

- All the members of the Audit Committee must be Non-Executive Directors of the Company (and excluding Alternate Directors) with a majority of them being Independent Directors. An Independent Non-Executive member shall not have any family relationship with an Executive Director of the Company or of any related company or any relationship, which in the opinion of the Board, would interfere with his/her independent judgement; and
- At least one (1) member of the Audit Committee:
 - must be a member of the Malaysian Institute of Accountants; or
 - if he/she is not a member of the Malaysian Institute of Accountants, he/she must have at least three (3) years' working experience and:
 - must have passed the examinations specified in Part I of the First Schedule of the Accountants Act 1967; or
 - must be a member of one of the associations of accountants specified in Part II of the First Schedule of the Accountants Act 1967;
 - fulfils such other requirements as prescribed or approved by the Exchange.

The Chairman of the Audit Committee shall be elected amongst themselves who shall be an independent non-executive member of the Audit Committee.

Members of the Audit Committee may relinquish their membership in the Audit Committee with prior written notice to the Secretary. In the event of any vacancy in the Audit Committee, the vacancy should be filled within a period of three (3) months.

2. Attendance at Meetings

The majority of members present in order to form a quorum necessary for the transaction of business of the Audit Committee shall be the Independent Non-Executive Directors, and in any case shall not be less than two (2) Independent Non-Executive Directors.

The Group Chief Executive Officer, Head of Finance, internal auditors, representatives of the external auditors and certain senior management of the Group shall attend the meetings, only at the invitation of the Committee.

The Company Secretary shall be the secretary of the Committee.

3. Notices of Meetings and Minutes of Proceedings

The Secretary shall circulate the notice of meeting to the members of the Committee prior to the meeting and shall be responsible for the recording, safekeeping and production of the minutes of proceedings of the Committee.

The Secretary shall produce for inspection such minutes of proceedings of meetings of the Committee upon receiving instructions from the Committee or the Board of Directors of the Company.

The Secretary shall circulate the minutes of the Committee to all members of the Committee.

The Chairman of the Committee shall report on each of the meeting to the Board.

4. Frequency of Meetings

The Committee shall meet at least four (4) times during each financial year and hold such additional meetings as the Chairman shall deem necessary in order to fulfill its duties.

5. Proceedings of Meetings

In the absence of the Chairman, the Committee shall appoint one (1) of the independent non-executive members to chair that meeting.

Questions arising at any meeting shall be decided by a majority of votes of the members present. Save where two (2) members form a quorum or where only two (2) members are competent to vote on the question in issue, the vote of the Independent Non-Executive Directors shall be the decision of the Committee.

6. Authority

The Audit Committee is authorised by the Board:-

- to investigate any matter within its terms of reference, empowered with the authority to seek the necessary resources that it requires to perform its duties.
- to seek and to have full, free and unrestricted access to the Group's records, properties, personnel and other resources, and to seek any information it requires from any employee of the Group or from any other sources pertaining to the affairs of the Company and Group. All employees are directed to cooperate with any request made by the Committee.
- to obtain outside legal or other independent professional advice and to secure the attendance of outsiders with relevant experience and expertise if it considers this necessary.
- to have direct communication channels with the external auditors and internal auditors of the Group, excluding the attendance of other directors and employees of the Group, whenever deemed necessary.

The Committee has no executive powers to implement its recommendations on behalf of the Board but to report its recommendations back to the Board for its consideration and implementation.

Where the Committee is of the view that a matter reported by it to the Board has not been satisfactorily resolved resulting in a breach of the Listing Requirements of Bursa Malaysia Securities Berhad, the Committee has the responsibility of promptly reporting such matter to Bursa Malaysia Securities Berhad.

7. Duties and Functions

The duties and functions of the Committee shall be:

- a) To perform the following and report the same to the Board:
 - i) Review the adequacy and integrity of the internal control system, including system for compliance with applicable laws, regulations, rules, directives and guidelines.
 - ii) To discuss with the external auditors on their audit plan before the commencement of the annual audit and ensure coordination where more than one audit firm is involved.
 - iii) To discuss with the external auditors on their evaluation of the system of internal control and to keep under review the effectiveness of internal control systems, and in particular, review the external auditors' management letter and management's responses as well as to monitor the implementation of the recommendations of the external auditors.
 - iv) To act as an intermediary between management or other employees, and the external auditors.
 - v) To discuss with the external auditors, the problems and reservations arising from the annual audits, including the state of assistance given by employees of the Group to the external auditors, and any matter that the external auditors may wish to discuss (in the absence of management, where necessary).
 - vi) To discuss with the external auditors on their audit report.
 - vii) To review with the internal auditors, the adequacy of the scope, function, competency and resources of the internal audit function and the necessary authority for the internal auditors to carry out their work.
 - viii) To review the internal audit programme and processes, consider major findings of internal audit work, processes or investigations undertaken and to consider management's responses and appropriate actions taken as well as to monitor the implementation of the recommendations of the internal auditors.
 - ix) To review any appraisal or assessment of the performance of members of the internal audit function, including an evaluation of the independence of the internal audit function.
 - x) To review the level of coordination between the internal and external auditors.
 - xi) To review the quarterly financial reports and annual financial statements before submission to the Board. The review shall focus, *inter alia*, the changes in or implementation of major accounting policies, significant adjustments arising from the annual audit, significant and unusual events, litigation that could affect results materially, the going concern assumption and compliance with accounting standards and other legal requirements.
 - xii) To review related party transactions and conflict of interest situation that may arise within the Group, including any transaction, procedure or course of conduct that may question management integrity, and any other major transactions outside the ordinary course of business of the Group.
 - xiii) To review any letter of resignation from the external auditors and to consider whether there is reason (supported by grounds) to believe that the Group's external auditors is not suitable for re-appointment.
- b) To recommend to the Board, the nomination and appointment of the external auditors, the audit fee, and any other terms of engagement.
- c) To consider any other related matters, as defined by the Board from time to time.
- d) To ensure compliance with the requirements of the Securities Commission, Companies Commission of Malaysia and Bursa Malaysia Securities Berhad as well as the requirements of any other regulatory authorities.

REVIEW OF THE COMPOSITION OF THE AUDIT COMMITTEE

The term of office and performance of the Audit Committee and each of its members shall be reviewed by the Board at least once in every three (3) years to determine whether the Committee and its members have carried out their duties in accordance with the Terms of Reference.

SUMMARY OF ACTIVITIES

During the financial year ended 31 March 2014, the Audit Committee carried out its duties as set out in the Terms of Reference of the Audit Committee. The main activities carried out by the Audit Committee included the following:-

- Reviewed all the unaudited quarterly reports on consolidated financial results of the Company and Group during the financial year ended 31 March 2014.
- Reviewed the reports and the audited financial statements of the Company and of the Group prior to tabling to the Board for approval.
- Reviewed the Audit Planning Memorandum of the external auditors in respect of the audit for the financial statements of the Company and the Group for the financial year ended 31 March 2014 including the audit fees and made recommendations to the Board on their appointment and remuneration.
- Reviewed and discussed the external auditors' audit report and areas of concern highlighted in the management letter, including Management's response to the concerns raised by the external auditors.
- Reviewed all the recurrent related party transactions of the Company and the Group.
- Discussed on significant accounting and auditing issues, impact of new or proposed changes in accounting standards and regulatory requirements.
- Met with the external auditors without the presence of the Management.
- Reviewed the internal audit plan, programme of resource requirement for the year and assessed the performance of the internal auditors, reviewed the internal audit reports, which highlighted the audit issues, recommendations and the Management's responses and directed action to be taken by the Management to rectify and improve the system of internal control.
- Monitored the implementation of recommendations made by the internal auditors arising from its audits in order to obtain assurances that all key risks and control concerns have been fully addressed.

INTERNAL AUDIT FUNCTION

The Audit Committee is aware of the fact that an adequately resourced internal audit function is essential to provide independent and objective advice on the effectiveness of the Group's internal controls to the Audit Committee and thereafter to the Management.

The internal audit function of the Company is outsourced to an independent professional services firm which reports directly to the Audit Committee, and assist the Board in monitoring and evaluating the adequacy, efficiency and effectiveness of the risk management, Company's internal control and governance processes in anticipating key business process exposure to risk.

For the financial year ended 31 March 2014, the internal auditors assessed and evaluated the adequacy of the risk management practices, operational controls, compliance with regulatory requirements, Management efficiency to ensure that the internal control system is sound and satisfactory. The internal auditors carried out audits in accordance with the internal audit plan approved by the Audit Committee and other significant areas recommended by the Management to the Audit Committee. The results of the internal audit reviews and recommendations for enhancement of existing controls were presented at Audit Committee meetings.

The cost incurred by the Company in connection with the outsourced internal audit function for the financial year ended 31 March 2014 amounted to RM30,000.00.

This report is made in accordance with a resolution of the Board dated 30 June 2014.

The Malaysian Code on Corporate Governance 2012 ("MCCG 2012") requires the Board of Directors to establish and maintain a sound system of risk management and internal control to safeguard shareholders' investment and assets of the Group.

The Main Market Listing Requirements of Bursa Malaysia Securities Berhad requires the Board to disclose in the annual report, the state of the Group's risk management and internal control system. For preparation of this Statement, the Board took into consideration the Statement on Risk Management and Internal Control: Guidelines for Directors of Public Listed Companies.

Board's Responsibilities

The Board is committed to maintain an effective system of internal controls to safeguard the shareholders' investment and the Group's assets.

The Board is responsible for the Group's system of internal control and risk management, which include the establishment of an appropriate control environment and framework as well as reviewing the adequacy and integrity of maintaining a sound system of risk management and internal control. The control structure and process which has been established throughout the Group include governance, risk management, financial, organisational, operational and compliance control.

There is an ongoing process for identifying, evaluating and managing the significant risks faced by the Group in its achievement of objectives and strategies. The process has been in place during the year and is subject to regular review by the Board. However, in view of the limitations inherent in any system of risk management and internal control, the system is designed to provide reasonable but not absolute assurance against material misstatement or loss, as the system is designed to manage rather than eliminate the risk of failure to achieve business objectives. The process it has applied to deal with material internal control aspects of any significant problems will be disclosed in the annual report and financial statements, if any.

Senior Management will assist the Board in implementing the Board approved policies and procedures on risk and control by identifying and analysing risk information, designing, operating suitable internal controls to manage and control risks and monitoring effectiveness of risk management and control activities.

Risk Management Framework

The Board's primary objective and direction in managing the Group's principal business risks are to enhance the Group's ability to achieve its business objective. The risk management framework encompasses the following key elements:-

- Risks identified were individually assessed and ranked as either extreme, high, medium or low based on their respective magnitude of impact and likelihood of occurrence within the Group; and
- Individual risk profiles created from the above assessment were endorsed by the Board and subsequently cascaded to Senior Management of the Group for implementation of action plans required to mitigate or maintain the risk impact of the Group at an acceptable level.

Statement of Internal Control

The following elements of the system of internal controls are present in the Group:

• Strategic Business Direction

The Group's business objectives are communicated throughout the organisation through its Business Plan, management meetings and interaction between the Group Chief Executive Officer, management and employees.

• Risk Identification

The Board is fully aware of the principal risks faced by the Company and Group and has put in place the appropriate controls to identify, evaluate and manage these risks through the involvement of the Group Chief Executive Officer in the day-to-day operations of the Group. The performance of the Company and Group is monitored through strategic, management and operational level meetings. Significant matters identified during these meetings are highlighted to the Board on a timely basis.

• Audit Committees

The Audit Committee is tasked with responsibilities on accounting and reporting practices, review of internal and external audit reports, and ensuring the adequacy of administrative, operating and accounting controls. The Board reviews the minutes of meetings of the Audit Committee. The terms of reference of the Audit Committee are set-out in the Audit Committee Report in this Annual Report.

Statement on Risk Management and Internal Control (cont'd)

• Internal Audit Function

The Company outsourced its internal audit function to an outsourced professional service provider, who reports to the Audit Committee. The Audit Committee reviews the annual internal audit plan, which was co-developed by the outsourced internal audit provider and management. Applying a risk-based approach, periodic internal audit visits have been carried out to review the adequacy and integrity of key internal controls of the Group's business to provide an independent assurance on the systems of internal control.

• Policies and Procedures

Continuing from the last financial period's Group-wide restructuring efforts and review of the cash management process, the internal audit function carried out a business process review for general ledger management of the financial closing process and inventories during the financial year ended 31 March 2014.

• Organisation Structure

The current organisational structure enables a clear reporting line from lower management level up to the Board. Job functions and areas of responsibilities of certain employees are outlined in job descriptions and authority chart. The Group practices an "open-door" policy that allows matters to be identified and resolved in a timely and efficiently manner.

Additional key features of the Company's system of internal controls include the following:

- Internal control procedures are set out in a series of standard operating policies and procedures. These procedures are the subject of regular reviews and improvements to reflect changing risks or to resolve operational deficiencies.
- Audit Committee holds regular meetings with management on the actions taken on internal control issues identified through reports prepared by the internal auditors, external auditors and/or management.
- Preparation of quarterly and yearly financial results; and key business indicators, as announced or otherwise published to shareholders.
- Meetings involving the Group Chief Executive Officer, senior management and heads of department are regularly held and any significant matters are escalated to the Board.

The Board together with the management will continuously assess the suitability, adequacy and effectiveness of the Group's system of internal controls and will take corrective measures to enhance the system, as and when necessary.

Assurance Provided by the Group Chief Executive and Chief Financial Officer

In line with the Guidelines, the Group Chief Executive Officer and Chief Financial Officer have provided assurance to the Board that the Group's risk management and internal control system have operated adequately and effectively, in all material aspects, to meet the Group's objectives during the financial year under review.

Review of this Statement

The External Auditors have reviewed this Statement for inclusion in the Annual Report for the financial year ended 31 March 2014, and reported to the Board that nothing has come to their attention that causes them to believe that this Statement is inconsistent with their understanding of the process adopted by the Board in reviewing the adequacy and integrity of the system of internal control.

Conclusion

The Board is of the view that the Group's risk management and internal control systems are in place for the year under review, and up to the date of approval of this Statement, is sound and adequate to safeguard the shareholders' investment, the interests of customers, regulators, employees and other stakeholders, and the Group's assets. Notwithstanding this, on-going reviews are continuously carried out to ensure the effectiveness of the system. The Board is committed towards operating a sound system of internal controls and effective risk management throughout the Group. The Board is also cognisant of the fact that the system of internal controls and risk management practices must continuously evolve to support the type of business and size of operations. As such, the Board will, when necessary, put in place appropriate action plans to rectify any potential weaknesses or further enhance the system of internal controls.

This statement is made in respect of the financial year ended 31 March 2014 and in accordance with a resolution passed at the Board of Directors' Meeting held on 30 June 2014.

1) Status of utilisation of proceeds raised from any corporate proposal

The Company did not undertake any fund raising corporate exercise during the financial year.

2) Share buybacks for the financial year

The Company is authorised by the shareholders to undertake a share buyback programme but was not involved in any purchase of own shares during the financial year under review.

3) Amount of options, warrants or convertible securities exercised during the financial year

The Company does not have any outstanding warrants or convertible securities in the financial year under review.

4) Depository Receipt Programme

The Company had not sponsored any depository receipt programme during the financial year under review.

5) Particulars of sanctions and/or penalties imposed on the Company and subsidiary companies, Directors or management by the relevant regulatory bodies

To the best of the knowledge and belief of the Directors, the Company and its subsidiary companies, Directors and management have not been imposed with any sanctions and/or penalties by the relevant regulatory authorities for the financial year ended 31 March 2014.

6) Non-audit fees paid to external auditors for the financial year

Details of non-audit fees paid to the external auditors during the financial year ended 31 March 2014 are as follows:

Tax advisory services and other related services – RM97,500
Review of Statement on Internal Control – RM5,000

7) Deviation of actual results from profit forecast, estimate or projection or unaudited results previously made or released by the Company.

The Company did not issue any profit forecast, estimate or projection in conjunction with any corporate proposal. In addition, the audited results did not deviate more than 10% from the unaudited results announced to Bursa Malaysia Securities Berhad for the financial year ended 31 March 2014.

8) Deviation of profit achieved in the financial year as compared to the profit guarantee

The Company did not undertake any corporate proposal or activity which involves profit guarantee.

9) Material contracts entered into by the Company and subsidiary companies with Directors and/or major shareholders

Save for the recurrent related party transactions of a revenue or trading nature, as disclosed in the Audited Financial Statements for the financial year ended 31 March 2014, neither the Company nor its subsidiary companies has entered into any arrangement or agreement, loan or otherwise, with any Directors and/or shareholders during the financial year under review.

10) Contracts relating to loan with Directors and/or major shareholders

There were no contracts relating to a loan by the Company and/or its subsidiary companies involving Directors and/or major shareholders during the financial year under review.

This report is made in accordance with a resolution of the Board of Directors dated 30 June 2014.

FINANCIAL STATEMENTS

PG34	Directors' Report
PG37	Statement by Directors
PG37	Statutory Declaration
PG38	Independent Auditors' Report
PG40	Statements of Financial Position
PG41	Statements of Profit or Loss and other Comprehensive Income
PG42	Statements of Changes in Equity
PG43	Statements of Cash Flows
PG46	Notes to the Financial Statements

Directors' Report

The directors hereby submit their report and the audited financial statements of the Group and of the Company for the financial year ended 31 March 2014.

PRINCIPAL ACTIVITIES

The Company is principally engaged in the business of investment holding. The principal activities of the subsidiaries are set out in Note 6 to the financial statements. There have been no significant changes in the nature of these activities during the financial year.

RESULTS

	The Group RM	The Company RM
Profit after taxation for the financial year	30,811,480	26,465,171
Attributable to:- Owners of the Company	30,811,480	26,465,171

DIVIDENDS

A final dividend of 5 sen per ordinary share less 25% tax amounting to RM2,966,896 for the financial year ended 31 March 2013 was approved by the shareholders at the Annual General Meeting held on 20 September 2013 and paid on 24 October 2013.

At the forthcoming Annual General Meeting, a final single tier tax-exempt dividend of 5 sen per ordinary share amounting to RM3,955,860 in respect of the current financial year will be proposed for shareholders' approval. The financial statements for the current financial year do not reflect this proposed dividend. Such dividend, if approved by the shareholders, will be accounted for as a liability in the financial year ending 31 March 2015.

RESERVES AND PROVISIONS

All material transfers to or from reserves or provisions during the financial year are disclosed in the financial statements.

ISSUES OF SHARES AND DEBENTURES

During the financial year,

- (a) there were no changes in the authorised share capital of the Company;
- (b) the Company increased its issued and paid-up share capital from RM71,924,814 to RM79,117,214 by the allotment of 7,192,400 new ordinary shares of RM1 each at an issue price of RM3.30 per Placement Share to the allottees for a total cash consideration of RM23,734,920. The new shares were issued for cash consideration. The new shares issued rank pari passu in all respects with the existing shares of the Company; and
- (c) there were no issues of debentures by the Company.

OPTIONS GRANTED OVER UNISSUED SHARES

During the financial year, no options were granted by the Company to any person to take up any unissued shares in the Company.

BAD AND DOUBTFUL DEBTS

Before the financial statements of the Group and of the Company were made out, the directors took reasonable steps to ascertain that action had been taken in relation to the writing off of bad debts and the making of allowance for impairment losses on receivables, and satisfied themselves that all known bad debts had been written off and that adequate allowance had been made for impairment losses on receivables.

At the date of this report, the directors are not aware of any circumstances that would require the further writing off of bad debts, or the additional allowance for impairment losses on receivables in the financial statements of the Group and of the Company.

CURRENT ASSETS

Before the financial statements of the Group and of the Company were made out, the directors took reasonable steps to ascertain that any current assets other than debts, which were unlikely to be realised in the ordinary course of business, including their value as shown in the accounting records of the Group and of the Company, have been written down to an amount which they might be expected so to realise.

At the date of this report, the directors are not aware of any circumstances which would render the values attributed to the current assets in the financial statements misleading.

VALUATION METHODS

At the date of this report, the directors are not aware of any circumstances which have arisen which render adherence to the existing methods of valuation of assets or liabilities of the Group and of the Company misleading or inappropriate.

CONTINGENT AND OTHER LIABILITIES

The contingent liabilities are disclosed in Note 39 to the financial statements. At the date of this report, there does not exist:-

- (a) any charge on the assets of the Group and of the Company that has arisen since the end of the financial year which secures the liabilities of any other person; or
- (b) any contingent liability of the Group and of the Company which has arisen since the end of the financial year.

No contingent or other liability of the Group and of the Company has become enforceable or is likely to become enforceable within the period of twelve months after the end of the financial year which, in the opinion of the directors, will or may substantially affect the ability of the Group and of the Company to meet their obligations when they fall due.

CHANGE OF CIRCUMSTANCES

At the date of this report, the directors are not aware of any circumstances not otherwise dealt with in this report or the financial statements of the Group and of the Company which would render any amount stated in the financial statements misleading.

ITEMS OF AN UNUSUAL NATURE

The results of the operations of the Group and of the Company during the financial year were not, in the opinion of the directors, substantially affected by any item, transaction or event of a material and unusual nature.

There has not arisen in the interval between the end of the financial year and the date of this report any item, transaction or event of a material and unusual nature likely, in the opinion of the directors, to affect substantially the results of the operations of the Group and of the Company for the financial year.

HOLDING COMPANY

The holding company is Everest Hectare Sdn. Bhd., a company incorporated in Malaysia.

DIRECTORS

The directors who served since the date of the last report are as follows:-

Ng Chin Huat
Cheah Yong Hock
Kong Sau Kian
Lim Kim Meng

DIRECTORS' INTERESTS

According to the register of directors' shareholdings, the interests of directors holding office at the end of the financial year in shares in the Company and its related corporations during the financial year are as follows:-

	<--- Number Of Ordinary Shares Of RM1 Each --->			
	At 1.4.2013	Bought	Sold	At 31.3.2014
<i>Direct Interest</i>				
Cheah Yong Hock	1,146,600	-	(21,000)	1,125,600
<i>Indirect Interest</i>				
Ng Chin Huat ⁽¹⁾	43,613,877	-	-	43,613,877

⁽¹⁾ Deemed interested by virtue of his direct substantial shareholding in Everest Hectare Sdn. Bhd. via Section 6A of the Companies Act 1965.

By virtue of his shareholding in the holding company, Ng Chin Huat is deemed to have interests in shares in the Company and its related corporations during the financial year to the extent of the holding company's interest, in accordance with Section 6A of the Companies Act 1965.

The other directors holding office at the end of the financial year had no interest in shares in the Company or its related corporations during the financial year.

DIRECTORS' BENEFITS

Since the end of the previous financial year, no director has received or become entitled to receive any benefit (other than a benefit included in the aggregate amount of emoluments received or due and receivable by directors as shown in the financial statements, or the fixed salary of a full-time employee of the Company) by reason of a contract made by the Company or a related corporation with the director or with a firm of which the director is a member, or with companies in which the directors have substantial financial interests except for any benefits which may be deemed to arise from transactions entered into in the ordinary course of business with companies in which a director has substantial financial interests as disclosed in Note 35 to the financial statements.

Neither during nor at the end of the financial year was the Group or the Company a party to any arrangements whose object is to enable the directors to acquire benefits by means of the acquisition of shares in or debentures of the Company or any other body corporate.

SIGNIFICANT EVENTS DURING THE FINANCIAL YEAR

The significant events during the financial year are disclosed in Note 41 to the financial statements.

SIGNIFICANT EVENTS OCCURRING AFTER THE REPORTING PERIOD

The significant events occurring after the reporting period are disclosed in Note 42 to the financial statements.

AUDITORS

The auditors, Messrs. Crowe Horwath, have expressed their willingness to continue in office.

Signed in accordance with a resolution of the directors dated 30 June 2014

Ng Chin Huat

Cheah Yong Hock

We, Ng Chin Huat and Cheah Yong Hock, being two of the directors of Asia Brands Berhad, state that, in the opinion of the directors, the financial statements set out on pages 40 to 90 are drawn up in accordance with Malaysian Financial Reporting Standards, International Financial Reporting Standards and the requirements of the Companies Act 1965 in Malaysia so as to give a true and fair view of the financial position of the Group and of the Company as at 31 March 2014 and of their financial performance and cash flows for the financial year ended on that date.

The supplementary information set out in Note 44, which is not part of the financial statements, is prepared in all material respects, in accordance with Guidance on Special Matter No. 1, Determination of Realised and Unrealised Profits or Losses in the Context of Disclosure Pursuant to Bursa Malaysia Securities Berhad Listing Requirements, as issued by the Malaysian Institute of Accountants and the directive of Bursa Malaysia Securities Berhad.

Signed in accordance with a resolution of the directors dated 30 June 2014

Ng Chin Huat

Cheah Yong Hock

Statutory Declaration

I, Kok Tai Meng, I/C No. 670325-71-5075, being the officer primarily responsible for the financial management of Asia Brands Berhad, do solemnly and sincerely declare that the financial statements set out on pages 40 to 90 are, to the best of my knowledge and belief, correct, and I make this solemn declaration conscientiously believing the same to be true and by virtue of the provisions of the Statutory Declarations Act 1960.

Subscribed and solemnly declared by
Kok Tai Meng, I/C No. 670325-71-5075,
at Kuala Lumpur in the Federal Territory
on this 30 June 2014

Kok Tai Meng

Before me
Lai Din
No. W 668
Commissioner For Oaths

Independent Auditors' Report

To the Members of Asia Brands Berhad (22414 - V) (Incorporated in Malaysia)

Report on the Financial Statements

We have audited the financial statements of Asia Brands Berhad, which comprise statements of financial position as at 31 March 2014 of the Group and of the Company, and statements of profit or loss and other comprehensive income, statements of changes in equity and statements of cash flows of the Group and of the Company for the financial year then ended, and a summary of significant accounting policies and other explanatory information, as set out on pages 40 to 90.

Directors' Responsibility for the Financial Statements

The directors of the Company are responsible for the preparation of financial statements so as to give a true and fair view in accordance with Malaysian Financial Reporting Standards, International Financial Reporting Standards and the requirements of the Companies Act 1965 in Malaysia. The directors are also responsible for such internal control as the directors determine is necessary to enable the preparation of financial statements that are free from material misstatement, whether due to fraud or error.

Auditors' Responsibility

Our responsibility is to express an opinion on these financial statements based on our audit. We conducted our audit in accordance with approved standards on auditing in Malaysia. Those standards require that we comply with ethical requirements and plan and perform the audit to obtain reasonable assurance about whether the financial statements are free from material misstatement.

An audit involves performing procedures to obtain audit evidence about the amounts and disclosures in the financial statements. The procedures selected depend on our judgement, including the assessment of risks of material misstatement of the financial statements, whether due to fraud or error. In making those risk assessments, we consider internal control relevant to the entity's preparation of financial statements that give a true and fair view in order to design audit procedures that are appropriate in the circumstances, but not for the purpose of expressing an opinion on the effectiveness of the entity's internal control. An audit also includes evaluating the appropriateness of accounting policies used and the reasonableness of accounting estimates made by the directors, as well as evaluating the overall presentation of the financial statements.

We believe that the audit evidence we have obtained is sufficient and appropriate to provide a basis for our audit opinion.

Opinion

In our opinion, the financial statements give a true and fair view of the financial position of the Group and of the Company as of 31 March 2014 and of their financial performance and cash flows for the financial year then ended in accordance with Malaysian Financial Reporting Standards, International Financial Reporting Standards and the requirements of the Companies Act 1965 in Malaysia.

Report on Other Legal and Regulatory Requirements

In accordance with the requirements of the Companies Act 1965 in Malaysia, we also report the following:-

- (a) In our opinion, the accounting and other records and the registers required by the Act to be kept by the Company and its subsidiaries of which we have acted as auditors have been properly kept in accordance with the provisions of the Act.
- (b) We have considered the financial statements and the auditors' reports of all the subsidiaries of which we have not acted as auditors, which are indicated in Note 6 to the financial statements.
- (c) We are satisfied that the financial statements of the subsidiaries that have been consolidated with the Company's financial statements are in form and content appropriate and proper for the purposes of the preparation of the financial statements of the Group and we have received satisfactory information and explanations required by us for those purposes.
- (d) The audit reports on the financial statements of the subsidiaries did not contain any qualification or any adverse comment made under Section 174(3) of the Act.

Other Reporting Responsibilities

The supplementary information set out in Note 44 on page 91 is disclosed to meet the requirement of Bursa Malaysia Securities Berhad and is not part of the financial statements. The directors are responsible for the preparation of the supplementary information in accordance with Guidance on Special Matter No. 1, Determination of Realised and Unrealised Profits or Losses in the Context of Disclosure Pursuant to Bursa Malaysia Securities Berhad Listing Requirements, as issued by the Malaysian Institute of Accountant ("MIA Guidance") and the directive of Bursa Malaysia Securities Berhad. In our opinion, the supplementary information is prepared, in all material respects, in accordance with the MIA Guidance and the directive of Bursa Malaysia Securities Berhad.

Other Matters

This report is made solely to the members of the Company, as a body, in accordance with Section 174 of the Companies Act 1965 in Malaysia and for no other purpose. We do not assume responsibility to any other person for the content of this report.

Crowe Horwath
Firm No: AF 1018
Chartered Accountants

30 June 2014

Kuala Lumpur

Lee Kok Wai
Approval No: 2760/06/16 (J)
Chartered Accountant

Statements of Financial Position
At 31 March 2014

		The Group		The Company	
	Note	2014 RM	2013 RM	2014 RM	2013 RM
ASSETS					
NON-CURRENT ASSETS					
Investments in subsidiaries	6	-	-	264,851,000	266,491,000
Property, plant and equipment	7	22,501,202	19,826,358	212,750	487,890
Intangible assets	8	138,238,375	138,238,375	-	-
Goodwill on consolidation	9	33,283,868	33,283,868	-	-
Deferred tax assets	10	47,000	731,000	-	-
		194,070,445	192,079,601	265,063,750	266,978,890
CURRENT ASSETS					
Inventories	11	177,924,155	142,898,686	-	-
Trade receivables	12	58,011,088	57,151,643	-	-
Other receivables, deposits and prepayments	13	17,919,819	17,123,838	10,026,125	6,349,367
Amount owing by subsidiaries	14	-	-	28,860,525	31,313,132
Amount owing by related parties	15	-	222,954	-	-
Tax recoverable		1,922,850	3,946,908	-	1,900,058
Fixed deposits with licensed banks	16	6,020,812	25,788,663	6,020,812	5,788,663
Cash and bank balances		4,280,919	14,749,597	369,119	361,170
		266,079,643	261,882,289	45,276,581	45,712,390
Assets of disposal group classified as held for sale	17	-	5,234,940	-	5,234,940
		266,079,643	267,117,229	45,276,581	50,947,330
TOTAL ASSETS		460,150,088	459,196,830	310,340,331	317,926,220
EQUITY AND LIABILITIES					
EQUITY					
Share capital	18	79,117,214	71,924,814	79,117,214	71,924,814
Reserves	19	163,499,880	119,836,240	114,611,021	75,293,690
TOTAL EQUITY		242,617,094	191,761,054	193,728,235	147,218,504
NON-CURRENT LIABILITIES					
Hire purchase payable	20	46,287	66,128	46,287	66,128
Term loans	21	98,750,000	158,000,000	98,750,000	158,000,000
Deferred tax liabilities	10	552,200	168,000	-	168,000
		99,348,487	158,234,128	98,796,287	158,234,128
CURRENT LIABILITIES					
Trade payables	22	25,969,737	18,083,907	-	-
Other payables and accruals	23	9,625,258	14,212,823	544,595	714,711
Amount owing to related parties	15	-	2,041	-	-
Hire purchase payable	20	19,841	18,877	19,841	18,877
Term loans	21	17,250,000	11,500,000	17,250,000	11,500,000
Bankers' acceptances	24	61,589,000	62,644,000	-	-
Provision for taxation		291,593	2,500,000	1,373	-
Bank overdrafts	25	3,439,078	-	-	-
		118,184,507	108,961,648	17,815,809	12,233,588
Liabilities of disposal group classified as held for sale	17	-	240,000	-	240,000
TOTAL LIABILITIES		217,532,994	267,435,776	116,612,096	170,707,716
TOTAL EQUITY AND LIABILITIES		460,150,088	459,196,830	310,340,331	317,926,220

The annexed notes form an integral part of these financial statements.

Statements of Profit or Loss and other Comprehensive Income
For the Financial Year Ended 31 March 2014

		The Group		The Company	
	Note	2014 RM	2013 RM	2014 RM	2013 RM
CONTINUING OPERATIONS					
REVENUE	26	320,463,738	188,874,538	30,000,000	23,348,896
COST OF SALES		(153,252,651)	(100,046,818)	-	-
GROSS PROFIT		167,211,087	88,827,720	30,000,000	23,348,896
OTHER INCOME		9,129,918	736,264	6,878,358	333,759
SELLING AND DISTRIBUTION EXPENSES		176,341,005	89,563,984	36,878,358	23,682,655
ADMINISTRATIVE AND OTHER OPERATING EXPENSES		(116,036,057)	(53,326,737)	-	-
FINANCE COSTS		(8,001,178)	(8,802,761)	(2,548,765)	(4,415,158)
		(9,725,155)	(3,889,631)	(6,920,448)	(2,576,230)
PROFIT BEFORE TAXATION	27	42,578,615	23,544,855	27,409,145	16,691,267
INCOME TAX EXPENSE	28	(11,767,135)	(6,162,544)	(943,974)	(3,823,673)
PROFIT AFTER TAXATION FROM CONTINUING OPERATIONS		30,811,480	17,382,311	26,465,171	12,867,594
DISCONTINUED OPERATIONS					
(LOSS)/PROFIT AFTER TAXATION FROM DISCONTINUED OPERATIONS					
- Asset held for sale	17	-	(181,792)	-	369,009
PROFIT AFTER TAXATION		30,811,480	17,200,519	26,465,171	13,236,603
OTHER COMPREHENSIVE INCOME		-	-	-	-
TOTAL COMPREHENSIVE INCOME FOR THE FINANCIAL YEAR		30,811,480	17,200,519	26,465,171	13,236,603
PROFIT AFTER TAXATION ATTRIBUTABLE TO:-					
Owners of the Company		30,811,480	17,200,519	26,465,171	13,236,603
TOTAL COMPREHENSIVE INCOME ATTRIBUTABLE TO:-					
Owners of the Company		30,811,480	17,200,519	26,465,171	13,236,603
EARNINGS/(LOSS) PER SHARE (SEN)					
Basic:					
- Continuing operations	29	39.73	33.52		
- Discontinued operations	29	-	(0.35)		
Diluted:					
- Continuing operations	29	N/A	N/A		
- Discontinued operations	29	N/A	N/A		
NET DIVIDEND PER ORDINARY SHARE IN RESPECT OF FINANCIAL YEAR (SEN)	30	3.75	3.75	3.75	3.75

The annexed notes form an integral part of these financial statements.

Statements of Changes in Equity
For the Financial Year Ended 31 March 2014

		<----- Non-Distributable ----->		Distributable	
	Note	Share Capital RM	Share Premium RM	Retained Profits RM	Total Equity RM
The Group					
Balance at 1.4.2012		41,787,199	1,356,445	68,708,410	111,852,054
Profit after taxation/Total comprehensive income for the financial year		-	-	17,200,519	17,200,519
Contributions by and distributions to owners of the Company:					
- Issuance of shares		30,137,615	35,562,386	-	65,700,001
- Share issuance expenses		-	(1,424,500)	-	(1,424,500)
- Dividend	30	-	-	(1,567,020)	(1,567,020)
Total transactions with owners		30,137,615	34,137,886	(1,567,020)	62,708,481
Balance at 31.3.2013/1.4.2013		71,924,814	35,494,331	84,341,909	191,761,054
Profit after taxation/Total comprehensive income for the financial year		-	-	30,811,480	30,811,480
Contributions by and distributions to owners of the Company:					
- Issuance of shares		7,192,400	16,542,520	-	23,734,920
- Share issuance expenses		-	(723,464)	-	(723,464)
- Dividend	30	-	-	(2,966,896)	(2,966,896)
Total transactions with owners		7,192,400	15,819,056	(2,966,896)	20,044,560
Balance at 31.3.2014		79,117,214	51,313,387	112,186,493	242,617,094
The Company					
Balance at 1.4.2012		41,787,199	1,356,445	28,129,776	71,273,420
Profit after taxation/Total comprehensive income for the financial year		-	-	13,236,603	13,236,603
Contributions by and distributions to owners of the Company:					
- Issuance of shares		30,137,615	35,562,386	-	65,700,001
- Share issuance expenses		-	(1,424,500)	-	(1,424,500)
- Dividend	30	-	-	(1,567,020)	(1,567,020)
Total transactions with owners		30,137,615	34,137,886	(1,567,020)	62,708,481
Balance at 31.3.2013/1.4.2013		71,924,814	35,494,331	39,799,359	147,218,504
Profit after taxation/Total comprehensive income for the financial year		-	-	26,465,171	26,465,171
Contributions by and distributions to owners of the Company:					
- Issuance of shares		7,192,400	16,542,520	-	23,734,920
- Share issuance expenses		-	(723,464)	-	(723,464)
- Dividend	30	-	-	(2,966,896)	(2,966,896)
Total transactions with owners		7,192,400	15,819,056	(2,966,896)	20,044,560
Balance at 31.3.2014		79,117,214	51,313,387	63,297,634	193,728,235

The annexed notes form an integral part of these financial statements.

Statements of Cash Flows
For the Financial Year Ended 31 March 2014

Note	The Group		The Company	
	2014 RM	2013 RM	2014 RM	2013 RM
CASH FLOWS FROM OPERATING ACTIVITIES				
Profit/(loss) before taxation:				
- continuing operations	42,578,615	23,544,855	27,409,145	16,691,267
- discontinued operations	-	(181,792)	-	369,009
	42,578,615	23,363,063	27,409,145	17,060,276
Adjustments for:-				
Bad debts written off	100,694	874,842	-	4,130,496
Depreciation of property, plant and equipment:				
- continuing operations	7,868,819	3,877,775	73,134	175,329
- discontinued operations	-	120,937	-	89,400
Impairment loss:				
- investment in a subsidiary	-	-	2,399,999	-
- trade receivables	760,346	307,324	-	-
- amount owing by subsidiaries	-	-	63	238,738
Interest expense:				
- continuing operations	9,725,155	3,889,631	6,920,448	2,576,230
- discontinued operations	-	4,610	-	-
Inventories written off:				
- continuing operations	-	569,007	-	-
- discontinued operations	-	7,761	-	-
Plant and equipment written off:				
- continuing operations	116,506	305,397	4,673	17,832
- discontinued operations	-	460,053	-	-
Unrealised loss on foreign exchange	397	933	-	-
Dividend income	-	-	(30,000,000)	(22,240,000)
(Gain)/Loss on disposal of property, plant and equipment:				
- continuing operations	(6,679,357)	(96,661)	(6,610,887)	(36,277)
- discontinued operations	-	197,099	-	-
Intangible assets written off:				
- discontinued operations	-	380,000	-	-
Interest income	(567,236)	(334,471)	(266,935)	(274,702)
Bargain purchase gain	(1,171,789)	-	-	-
Reversal of inventories written down	(1,480,502)	(696,827)	-	-
Reversal of amortisation:				
- discontinued operations	-	(240,000)	-	-
Reversal of deposits written off:				
- discontinued operations	-	(79,764)	-	-
Reversal of impairment loss on investment in a subsidiary	-	-	(759,999)	-
Writeback of inventories written off	(827,812)	-	-	-
BALANCE CARRIED FORWARD	50,423,836	32,910,709	(830,359)	1,737,322

The annexed notes form an integral part of these financial statements.

Statements of Cash Flows (cont'd)
For the Financial Year Ended 31 March 2014

	Note	The Group		The Company	
		2014 RM	2013 RM	2014 RM	2013 RM
BALANCE BROUGHT FORWARD		50,423,836	32,910,709	(830,359)	1,737,322
Reversal of allowance for obsolete inventories		-	(1,737,919)	-	-
Reversal of impairment losses on receivables		(1,715,131)	(6,607,655)	(45,615)	(4,130,496)
Reversal of impairment losses on property, plant and equipment:					
- continuing operations		-	(148,447)	-	-
- discontinued operations		-	(681,030)	-	-
Reversal of impairment loss on intangible assets:					
- discontinued operations		-	(140,000)	-	-
Operating profit/(loss) before working capital changes		48,708,705	23,595,658	(875,974)	(2,393,174)
Increase in inventories		(31,845,615)	(19,478,167)	-	-
(Increase)/Decrease in trade and other receivables		(689,295)	22,482,273	23,242	9,486,123
Increase/(Decrease) in trade and other payables		2,885,368	(1,739,895)	(170,116)	633,735
Decrease/(Increase) in amount owing by subsidiaries		-	-	1,821,053	(847,973)
Decrease in amount owing to related parties		(2,041)	(816)	-	-
CASH FROM OPERATIONS		19,057,122	24,859,053	798,205	6,878,711
Interest paid:					
- continuing operations		(2,808,282)	(1,326,522)	(3,575)	(13,121)
- discontinued operations		-	(4,610)	-	-
Income tax (paid)/refunded		(10,883,284)	(7,910,242)	789,457	(3,985,000)
NET CASH FROM OPERATING ACTIVITIES/ BALANCE CARRIED FORWARD		5,365,556	15,617,679	1,584,087	2,880,590
CASH FLOWS FROM/(FOR) INVESTING ACTIVITIES					
Repayment from/(Advances to) subsidiaries		-	-	677,106	(19,644,974)
Advances to related companies on subsidiary acquired		-	49,658,066	-	-
Repayment from related parties		222,954	313,031	-	-
Interest received		567,236	334,471	266,935	274,702
Dividend received		-	-	26,300,000	15,940,000
Purchase of property, plant and equipment					
- continuing operations	32	(10,639,117)	(9,067,638)	-	(249,119)
- discontinued operations		-	(113,115)	-	(113,115)
Additional investment in a subsidiary		-	-	-	(999,998)
Net cash inflow on acquisition of subsidiaries	31	632,223	(173,155,567)	-	(179,299,999)
Proceeds from disposal of property, plant and equipment		12,012,854	940,587	11,803,160	125,000
Proceeds from disposal of other investments		-	2,140,079	-	2,140,079
NET CASH FROM/(FOR) INVESTING ACTIVITIES		2,796,150	(128,950,086)	39,047,201	(181,827,424)
BALANCE CARRIED FORWARD		8,161,706	(113,332,407)	40,631,288	(178,946,834)

The annexed notes form an integral part of these financial statements.

Statements of Cash Flows (cont'd)
For the Financial Year Ended 31 March 2014

	Note	The Group		The Company	
		2014 RM	2013 RM	2014 RM	2013 RM
BALANCE BROUGHT FORWARD		8,161,706	(113,332,407)	40,631,288	(178,946,834)
CASH FLOWS (FOR)/FROM FINANCING ACTIVITIES					
Advances from holding company on subsidiary acquired		-	4,793	-	-
Repayment to subsidiaries		-	-	-	(342,894)
Repayment to related companies on subsidiary acquired		(391,123)	(42,454,313)	-	-
Repayment to related parties		-	(9,885,784)	-	-
Interest paid		(6,916,873)	(2,563,109)	(6,916,873)	(2,563,109)
Dividend paid		(2,966,896)	(1,567,020)	(2,966,896)	(1,567,020)
Proceeds from issuance of shares		23,734,920	-	23,734,920	-
Share issuance expenses		(723,464)	(1,424,500)	(723,464)	(1,424,500)
(Repayment)/Drawdown of term loans		(53,500,000)	169,500,000	(53,500,000)	169,500,000
Repayment of hire purchase obligations		(18,877)	(25,245)	(18,877)	(25,245)
(Repayment)/Drawdown of bankers' acceptances		(1,055,000)	19,490,000	-	(2,900,000)
NET CASH (FOR)/FROM FINANCING ACTIVITIES		(41,837,313)	131,074,822	(40,391,190)	160,677,232
NET (DECREASE)/INCREASE IN CASH AND CASH EQUIVALENTS		(33,675,607)	17,742,415	240,098	(18,269,602)
CASH AND CASH EQUIVALENTS AT BEGINNING OF THE FINANCIAL YEAR		40,538,260	22,795,845	6,149,833	24,419,435
CASH AND CASH EQUIVALENTS AT END OF THE FINANCIAL YEAR	33	6,862,653	40,538,260	6,389,931	6,149,833

The annexed notes form an integral part of these financial statements.

1. GENERAL INFORMATION

The Company is a public company limited by shares and is incorporated under the Companies Act 1965 in Malaysia. The domicile of the Company is Malaysia. The registered office and principal place of business are at Lot 10449, Jalan Nenas, Batu 4½, Kampung Jawa, 41000 Klang, Selangor Darul Ehsan.

The financial statements were authorised for issue by the Board of Directors in accordance with a resolution of the directors dated 30 June 2014.

2. PRINCIPAL ACTIVITIES

The Company is principally engaged in the business of investment holding. The principal activities of the subsidiaries are set out in Note 6 to the financial statements. There have been no significant changes in the nature of these activities during the financial year.

3. HOLDING COMPANY

The holding company is Everest Hectare Sdn. Bhd., a company incorporated in Malaysia.

4. BASIS OF PREPARATION

The financial statements of the Group are prepared under the historical cost convention and modified to include other bases of valuation as disclosed in other sections under significant accounting policies, and in compliance with Malaysian Financial Reporting Standards ("MFRSs"), International Financial Reporting Standards and the requirements of the Companies Act 1965 in Malaysia.

- 4.1 During the current financial year, the Group has adopted the following new accounting standards and interpretations (including the consequential amendments, if any):-

MFRSs and IC Interpretations (Including The Consequential Amendments)

MFRS 10 Consolidated Financial Statements
MFRS 11 Joint Arrangements
MFRS 12 Disclosure of Interests in Other Entities
MFRS 13 Fair Value Measurement
MFRS 119 (2011) Employee Benefits
MFRS 127 (2011) Separate Financial Statements
MFRS 128 (2011) Investments in Associates and Joint Ventures
Amendments to MFRS 7: Disclosures – Offsetting Financial Assets and Financial Liabilities
Amendments to MFRS 10, MFRS 11 and MFRS 12: Transition Guidance
Amendments to MFRS 101: Presentation of Items of Other Comprehensive Income
IC Interpretation 20 Stripping Costs in the Production Phase of a Surface Mine
Annual Improvements to MFRSs 2009 – 2011 Cycle

The adoption of the above accounting standards and interpretations (including the consequential amendments) did not have any material impact on the Company's financial statements except as follow:-

The amendments to MFRS 101 retain the option to present profit or loss and other comprehensive income in either a single statement or in two separate but consecutive statements. In addition, items presented in other comprehensive income section are to be grouped based on whether they are potentially re-classifiable to profit or loss subsequently i.e. those that might be reclassified and those that will not be reclassified. Income tax on items of other comprehensive income is required to be allocated on the same basis. There will be no financial impact on the financial statements of the Group upon its initial application other than the presentation format of the statements of profit or loss and other comprehensive income.

4. BASIS OF PREPARATION (CONT'D)

- 4.1 The Group has not applied in advance the following accounting standards and interpretations (including the consequential amendments, if any) that have been issued by the Malaysian Accounting Standards Board (MASB) but are not yet effective for the current financial year:-

MFRSs and IC Interpretations (Including The Consequential Amendments)	Effective Date
MFRS 9 (2009) Financial Instruments)
MFRS 9 (2010) Financial Instruments) To be
MFRS 9 Financial Instruments (Hedge Accounting and Amendments to MFRS 7, MFRS 9 and MFRS 139)) announced
) by MASB
Amendments to MFRS 9 and MFRS 7: Mandatory Effective Date of MFRS 9 and Transition Disclosures)
)
Amendments to MFRS 10, MFRS 12 and MFRS 127 (2011): Investment Entities	1 January 2014
Amendments to MFRS 119: Defined Benefit Plans – Employee Contributions	1 July 2014
Amendments to MFRS 132: Offsetting Financial Assets and Financial Liabilities	1 January 2014
Amendments to MFRS 136: Recoverable Amount Disclosures for Non-financial Assets	1 January 2014
Amendments to MFRS 139: Novation of Derivatives and Continuation of Hedge Accounting	1 January 2014
IC Interpretation 21 Levies	1 January 2014
Annual Improvements to MFRSs 2010 – 2012 Cycle	1 July 2014
Annual Improvements to MFRSs 2011 – 2013 Cycle	1 July 2014

The above accounting standards and interpretations (including the consequential amendments) are not relevant to the Group's operations except as follows:-

MFRS 9 (2009) introduces new requirements for the classification and measurement of financial assets. Subsequently, this MFRS 9 was amended in year 2010 to include requirements for the classification and measurement of financial liabilities and for derecognition (known as MFRS 9 (2010)). Generally, MFRS 9 replaces the parts of MFRS 139 that relate to the classification and measurement of financial instruments. MFRS 9 divides all financial assets into 2 categories – those measured at amortised cost and those measured at fair value, based on the entity's business model for managing its financial assets and the contractual cash flow characteristics of the instruments. For financial liabilities, the standard retains most of the MFRS 139 requirement. An entity choosing to measure a financial liability at fair value will present the portion of the change in its fair value due to changes in the entity's own credit risk in other comprehensive income rather than within profit or loss. There is no possible impact on the financial statements of the Group upon its initial application but may impact its future disclosures.

The amendments to MFRS 132 provide the application guidance for criteria to offset financial assets and financial liabilities. There will be no possible impacts on the financial statements of the Group upon its initial application.

The amendments to MFRS 136 remove the requirement to disclose the recoverable amount when a cash-generating unit (CGU) contains goodwill or intangible assets with indefinite useful lives but there has been no impairment. Therefore, there will be no financial impact on the financial statements of the Group upon its initial application but may impact its future disclosures.

5. SIGNIFICANT ACCOUNTING POLICIES

5.1 CRITICAL ACCOUNTING ESTIMATES AND JUDGEMENTS

Estimates and judgements are continually evaluated by the directors and management and are based on historical experience and other factors, including expectations of future events that are believed to be reasonable under the circumstances. The estimates and judgements that affect the application of the Group's accounting policies and disclosures, and have a significant risk of causing a material adjustment to the carrying amounts of assets, liabilities, income and expenses are discussed below:-

(a) Depreciation of Property, Plant and Equipment

The estimates for the residual values, useful lives and related depreciation charges for the property, plant and equipment are based on commercial factors which could change significantly as a result of technical innovations and competitors' actions in response to the market conditions. The Group anticipates that the residual values of its property, plant and equipment will be insignificant. As a result, residual values are not being taken into consideration for the computation of the depreciable amount. Changes in the expected level of usage and technological development could impact the economic useful lives and the residual values of these assets, therefore future depreciation charges could be revised.

5. SIGNIFICANT ACCOUNTING POLICIES (CONT'D)

5.1 CRITICAL ACCOUNTING ESTIMATES AND JUDGEMENTS (CONT'D)

(b) Income Taxes

There are certain transactions and computations for which the ultimate tax determination may be different from the initial estimate. The Group recognises tax liabilities based on its understanding of the prevailing tax laws and estimates of whether such taxes will be due in the ordinary course of business. Where the final outcome of these matters is different from the amounts that were initially recognised, such difference will impact the income tax and deferred tax provisions in the year in which such determination is made.

(c) Impairment of Non-Financial Assets

When the recoverable amount of an asset is determined based on the estimate of the value-in-use of the cash-generating unit to which the asset is allocated, the management is required to make an estimate of the expected future cash flows from the cash-generating unit and also to apply a suitable discount rate in order to determine the present value of those cash flows.

(d) Write-down of Inventories

Reviews are made periodically by management on damaged, obsolete and slow-moving inventories. These reviews require judgement and estimates. Possible changes in these estimates could result in revisions to the valuation of inventories.

(e) Impairment of Trade and Other Receivables

An impairment loss is recognised when there is objective evidence that a financial asset is impaired. Management specifically reviews its loan and receivables financial assets and analyses historical bad debts, customer concentrations, customer creditworthiness, current economic trends and changes in the customer payment terms when making a judgement to evaluate the adequacy of the allowance for impairment losses. Where there is objective evidence of impairment, the amount and timing of future cash flows are estimated based on historical loss experience for assets with similar credit risk characteristics. If the expectation is different from the estimation, such difference will impact the carrying value of receivables.

(f) Impairment of Goodwill

Goodwill is tested for impairment annually and at other times when such indicators exist. This requires management to estimate the expected future cash flows of the cash-generating unit to which goodwill is allocated and to apply a suitable discount rate in order to determine the present value of those cash flows. The future cash flows are most sensitive to budgeted gross margins, growth rates estimated and discount rate used. If the expectation is different from the estimation, such difference will impact the carrying value of goodwill.

5.2 BASIS OF CONSOLIDATION

The consolidated financial statements include the financial statements of the Company and its subsidiaries made up to the end of reporting period.

Subsidiaries are entities (including structured entities) controlled by the Group. The Group controls an entity when the Group is exposed to, or has rights to, variable returns from its involvement with the entity and has the ability to affect those returns through its power over the entity.

Subsidiaries are consolidated from the date on which control is transferred to the Group up to the effective date on which control ceases, as appropriate.

Intragroup transactions, balances, income and expenses are eliminated on consolidation. Where necessary, adjustments are made to the financial statements of subsidiaries to ensure consistency of accounting policies with those of the Group.

5. SIGNIFICANT ACCOUNTING POLICIES (CONT'D)

5.2 BASIS OF CONSOLIDATION (CONT'D)

(a) Business Combinations

Acquisitions of businesses are accounted for using the acquisition method. Under the acquisition method, the consideration transferred for acquisition of a subsidiary is the fair value of the assets transferred, liabilities incurred and the equity interests issued by the Group at the acquisition date. The consideration transferred includes the fair value of any asset or liability resulting from a contingent consideration arrangement. Acquisition-related costs, other than the costs to issue debt or equity securities, are recognised in profit or loss when incurred.

In a business combination achieved in stages, previously held equity interests in the acquiree are remeasured to fair value at the acquisition date and any corresponding gain or loss is recognised in profit or loss.

Non-controlling interests in the acquiree may be initially measured either at fair value or at the non-controlling interests' proportionate share of the fair value of the acquiree's identifiable net assets at the date of acquisition. The choice of measurement basis is made on a transaction-by-transaction basis.

(b) Non-Controlling Interests

Non-controlling interests are presented within equity in the consolidated statement of financial position, separately from the equity attributable to owners of the Company. Profit or loss and each component of other comprehensive income are attributed to the owners of the Company and to the non-controlling interests. Total comprehensive income is attributed to non-controlling interests even if this results in the non-controlling interests having a deficit balance.

At the end of each reporting period, the carrying amount of non-controlling interests is the amount of those interests at initial recognition plus the non-controlling interests' share of subsequent changes in equity.

(c) Changes In Ownership Interests in Subsidiaries Without Change of Control

All changes in the parent's ownership interest in a subsidiary that do not result in a loss of control are accounted for as equity transactions. Any difference between the amount by which the non-controlling interest is adjusted and the fair value of consideration paid or received is recognised directly in equity of the Group.

(d) Loss of Control

Upon the loss of control of a subsidiary, the Group recognises any gain or loss on disposal in profit or loss which is calculated as the difference between:-

- (i) the aggregate of the fair value of the consideration received and the fair value of any retained interest in the former subsidiary; and
- (ii) the previous carrying amount of the assets (including goodwill), and liabilities of the former subsidiary and any non-controlling interests.

Amounts previously recognised in other comprehensive income in relation to the former subsidiary are accounted for in the same manner as would be required if the relevant assets or liabilities were disposed of (i.e. reclassified to profit or loss or transferred directly to retained profits). The fair value of any investments retained in the former subsidiary at the date when control is lost is regarded as the fair value on initial recognition for subsequent accounting under MFRS 139 or, when applicable, the cost of initial recognition of an investment in an associate or a joint venture.

5.3 GOODWILL

Goodwill is measured at cost less accumulated impairment losses, if any. The carrying value of goodwill is reviewed for impairment annually. The impairment value of goodwill is recognised immediately in profit or loss. An impairment loss recognised for goodwill is not reversed in a subsequent period.

Under the acquisition method, any excess of the sum of the fair value of the consideration transferred in the business combination, the amount of non-controlling interests recognised and the fair value of the Group's previously held equity interest in the acquiree (if any), over the net fair value of the acquiree's identifiable assets and liabilities at the date of acquisition is recorded as goodwill.

Where the latter amount exceeds the former, after reassessment, the excess represents a bargain purchase gain and is recognised as a gain in profit or loss.

5. SIGNIFICANT ACCOUNTING POLICIES (CONT'D)

5.4 FUNCTIONAL AND FOREIGN CURRENCIES

(a) Functional and Presentation Currency

The individual financial statements of each entity in the Group are presented in the currency of the primary economic environment in which the entity operates, which is the functional currency.

The consolidated financial statements are presented in Ringgit Malaysia ("RM"), which is the Company's functional and presentation currency.

(b) Transactions and Balances

Transactions in foreign currencies are converted into the respective functional currencies on initial recognition, using the exchange rates approximating those ruling at the transaction dates. Monetary assets and liabilities at the end of the reporting period are translated at the rates ruling as of that date. Non-monetary assets and liabilities are translated using exchange rates that existed when the values were determined. All exchange differences are recognised in profit or loss.

5.5 FINANCIAL INSTRUMENTS

Financial instruments are recognised in the statements of financial position when the Group has become a party to the contractual provisions of the instruments.

Financial instruments are classified as liabilities or equity in accordance with the substance of the contractual arrangement. Interest, dividends, gains and losses relating to a financial instrument classified as a liability, are reported as an expense or income. Distributions to holders of financial instruments classified as equity are charged directly to equity.

Financial instruments are offset when the Group has a legally enforceable right to offset and intends to settle either on a net basis or to realise the asset and settle the liability simultaneously.

A financial instrument is recognised initially, at its fair value. Transaction costs that are directly attributable to the acquisition or issue of the financial instrument (other than a financial instrument at fair value through profit or loss) are added to/deducted from the fair value on initial recognition, as appropriate. Transaction costs on the financial instrument at fair value through profit or loss are recognised immediately in profit or loss.

Financial instruments recognised in the statements of financial position are disclosed in the individual policy statement associated with each item.

(a) Financial Assets

On initial recognition, financial assets are classified as either financial assets at fair value through profit or loss, held-to-maturity investments or loans and receivables financial assets, or available-for-sale financial assets, as appropriate.

(i) Financial Assets at Fair Value Through Profit or Loss

Financial assets are classified as financial assets at fair value through profit or loss when the financial asset is either held for trading or is designated to eliminate or significantly reduce a measurement or recognition inconsistency that would otherwise arise. Derivatives are also classified as held for trading unless they are designated as hedges.

Financial assets at fair value through profit or loss are stated at fair value, with any gains or losses arising on remeasurement recognised in profit or loss. Dividend income from this category of financial assets is recognised in profit or loss when the Group's right to receive payment is established.

As at the end of the reporting period, there were no financial assets classified under this category.

(ii) Held-to-maturity Investments

Held-to-maturity investments are non-derivative financial assets with fixed or determinable payments and fixed maturities that the management has the positive intention and ability to hold to maturity. Held-to-maturity investments are measured at amortised cost using the effective interest method less any impairment loss, with interest income recognised in profit or loss on an effective yield basis.

As at the end of the reporting period, there were no financial assets classified under this category.

5. SIGNIFICANT ACCOUNTING POLICIES (CONT'D)

5.5 FINANCIAL INSTRUMENTS (CONT'D)

(a) Financial Assets (Cont'd)

(iii) Loans and Receivables Financial Assets

Trade receivables and other receivables that have fixed or determinable payments that are not quoted in an active market are classified as loans and receivables financial assets. Loans and receivables financial assets are measured at amortised cost using the effective interest method, less any impairment loss. Interest income is recognised by applying the effective interest rate, except for short-term receivables when the recognition of interest would be immaterial.

(iv) Available-for-sale Financial Assets

Available-for-sale financial assets are non-derivative financial assets that are designated in this category or are not classified in any of the other categories.

After initial recognition, available-for-sale financial assets are remeasured to their fair values at the end of each reporting period. Gains and losses arising from changes in fair value are recognised in other comprehensive income and accumulated in the fair value reserve, with the exception of impairment losses. On derecognition, the cumulative gain or loss previously accumulated in the fair value reserve is reclassified from equity into profit or loss.

Dividends on available-for-sale equity instruments are recognised in profit or loss when the Group's right to receive payments is established.

Investments in equity instruments whose fair value cannot be reliably measured are measured at cost less accumulated impairment losses, if any.

As at the end of the reporting period, there were no financial assets classified under this category.

(b) Financial Liabilities

All financial liabilities are initially measured at fair value plus directly attributable transaction costs and subsequently measured at amortised cost using the effective interest method other than those categorised as fair value through profit or loss.

Fair value through profit or loss category comprises financial liabilities that are either held for trading or are designated to eliminate or significantly reduce a measurement or recognition inconsistency that would otherwise arise. Derivatives are also classified as held for trading unless they are designated as hedges.

(c) Equity Instruments

Instruments classified as equity are measured at cost and are not remeasured subsequently.

Ordinary shares are classified as equity. Incremental costs directly attributable to the issue of new ordinary shares or options are shown in equity as a deduction, net of tax, from proceeds.

Dividends on ordinary shares are recognised as liabilities when approved for appropriation.

(d) Derecognition

A financial asset or part of it is derecognised when, and only when, the contractual rights to the cash flows from the financial asset expire or the financial asset is transferred to another party without retaining control or substantially all risks and rewards of the asset. On derecognition of a financial asset, the difference between the carrying amount and the sum of the consideration received (including any new asset obtained less any new liability assumed) and any cumulative gain or loss that had been recognised in equity is recognised in profit or loss.

A financial liability or a part of it is derecognised when, and only when, the obligation specified in the contract is discharged or cancelled or expires. On derecognition of a financial liability, the difference between the carrying amount of the financial liability extinguished or transferred to another party and the consideration paid, including any non-cash assets transferred or liabilities assumed, is recognised in profit or loss.

5. SIGNIFICANT ACCOUNTING POLICIES (CONT'D)**5.6 INVESTMENTS IN SUBSIDIARIES**

Investments in subsidiaries are stated at cost in the statement of financial position of the Company, and are reviewed for impairment at the end of the reporting period if events or changes in circumstances indicate that the carrying values may not be recoverable. The cost of the investments includes transaction costs.

On the disposal of the investments in subsidiaries, the difference between the net disposal proceeds and the carrying amount of the investments is recognised in profit or loss.

5.7 PROPERTY, PLANT AND EQUIPMENT

Property, plant and equipment, other than freehold land and buildings, are stated at cost less accumulated depreciation and impairment losses, if any.

Freehold land is stated at cost less impairment losses, if any and is not depreciated.

Depreciation is charged to profit or loss (unless it is included in the carrying amount of another asset) on the straight-line method to write off the depreciable amount of the assets over their estimated useful lives. Depreciation of an asset does not cease when the asset becomes idle or is retired from active use unless the asset is fully depreciated. The principal annual rates used for this purpose are:-

Buildings	2%
Computer equipment	10% - 30%
Display counters	10% - 20%
Furniture and fixtures	5% - 20%
Electrical fittings	10% - 20%
Office equipment	10%
Plant, machinery and tools	10%
Store equipment	10% - 15%
Renovation	20%
Motor vehicles	20%
Hostel equipment	10%
Retail design	10%

The depreciation method, useful lives and residual values are reviewed, and adjusted if appropriate, at the end of each reporting period to ensure that the amounts, method and periods of depreciation are consistent with previous estimates and the expected pattern of consumption of the future economic benefits embodied in the items of the property, plant and equipment.

Subsequent costs are included in the asset's carrying amount or recognised as a separate asset, as appropriate, only when the cost is incurred and it is probable that the future economic benefits associated with the asset will flow to the Group and the cost of the asset can be measured reliably. The carrying amount of parts that are replaced is derecognised. The costs of the day-to-day servicing of property, plant and equipment are recognised in profit or loss as incurred. Cost also comprises the initial estimate of dismantling and removing the asset and restoring the site on which it is located for which the Group is obligated to incur when the asset is acquired, if applicable.

An item of property, plant and equipment is derecognised upon disposal or when no future economic benefits are expected from its use. Any gain or loss arising from derecognition of the asset is recognised in profit or loss. The revaluation reserve included in equity is transferred directly to retained profits on retirement or disposal of the asset.

5.8 INTANGIBLE ASSETS

Intangible assets acquired separately are measured initially at cost. The cost of intangible assets acquired in a business combination is their fair values as at the date of acquisition. Following initial acquisition, intangible assets are measured at cost less any accumulated amortisation and accumulated impairment losses. The useful lives of intangible assets are assessed to be either finite or indefinite.

The cost of acquiring the rights, interest and benefits to the operations, brands and patents pertaining to the "Antioni", "Bontton" and "B.U.M" trademarks are capitalised as intangible assets. The sub-licence fee paid to acquire the rights to manufacture, market and distribute the "Vanity Fair" brand of women intimate apparel and related accessories in Malaysia, is also capitalised as intangible asset. In addition, the cost of acquiring the rights to operate gourmet chocolate café and retail outlets known as "Theobroma Chocolate Lounge" is capitalised as intangible assets.

5. SIGNIFICANT ACCOUNTING POLICIES (CONT'D)

5.8 INTANGIBLE ASSETS (CONT'D)

Intangible assets with finite useful lives are amortised over the estimated useful lives and assessed for impairment whenever there is an indication that the intangible asset may be impaired. The amortisation period and the amortisation method are reviewed at least each financial year end. Changes in the expected useful life or the expected pattern of consumption of future economic benefits embodied in the asset is accounted for by changing the amortisation period or method, as appropriate, and are treated as changes in accounting estimates. The amortisation expense on intangible assets with finite lives is recognised in profit or loss.

Intangible assets with indefinite useful lives or not yet available for use are tested for impairment annually, or more frequently if the events and circumstances indicate that the carrying value may be impaired either individually or at the cash-generating unit level. Such intangible assets are not amortised. The useful life of an intangible asset with an indefinite useful life is reviewed annually to determine whether the useful life assessment continues to be supportable. If not, the change in useful life from indefinite to finite is made on a prospective basis.

Gains or losses arising from derecognition of an intangible asset are measured as the difference between the net disposal proceeds and the carrying amount of the asset and are recognised in profit or loss when the asset is derecognised.

5.9 IMPAIRMENT

(a) Impairment of Financial Assets

All financial assets (other than those categorised at fair value through profit or loss), are assessed at the end of each reporting period whether there is any objective evidence of impairment as a result of one or more events having an impact on the estimated future cash flows of the asset.

An impairment loss in respect of held-to-maturity investments and loans and receivables financial assets is recognised in profit or loss and is measured as the difference between the asset's carrying amount and the present value of estimated future cash flows, discounted at the financial asset's original effective interest rate.

If, in a subsequent period, the amount of the impairment loss decreases and the decrease can be related objectively to an event occurring after the impairment was recognised, the previously recognised impairment loss is reversed through profit or loss to the extent that the carrying amount of the financial asset at the date the impairment is reversed does not exceed what the amortised cost would have been had the impairment not been recognised.

(b) Impairment of Non-Financial Assets

The carrying values of assets, other than those to which MFRS 136 – Impairment of Assets does not apply, are reviewed at the end of each reporting period for impairment when there is an indication that the assets might be impaired. Impairment is measured by comparing the carrying values of the assets with their recoverable amounts. The recoverable amount of the assets is the higher of the assets' fair value less costs to sell and their value-in-use, which is measured by reference to discounted future cash flow.

An impairment loss is recognised in profit or loss.

In respect of assets other than goodwill, and when there is a change in the estimates used to determine the recoverable amount, a subsequent increase in the recoverable amount of an asset is treated as a reversal of the previous impairment loss and is recognised to the extent of the carrying amount of the asset that would have been determined (net of amortisation and depreciation) had no impairment loss been recognised. The reversal is recognised in profit or loss immediately.

5.10 ASSETS UNDER HIRE PURCHASE

Assets acquired under hire purchase are capitalised in the financial statements at the lower of the fair value of the leased assets and the present value of the minimum lease payments and, and are depreciated in accordance with the policy set out in Note 5.7 above. Each hire purchase payment is allocated between the liability and finance charges so as to achieve a constant rate on the finance balance outstanding. Finance charges are recognised in profit or loss over the period of the respective hire purchase agreements.

5. SIGNIFICANT ACCOUNTING POLICIES (CONT'D)**5.11 INVENTORIES**

Inventories are stated at the lower of cost and net realisable value. The cost of inventories is determined as follows:-

Baby, lingerie and ladies wear, care and related products	Weighted average
Children and adult wear, care and related products	First-in-first-out basis

Cost comprises the purchase price and incidentals incurred in bringing the inventories to their present location and condition.

Net realisable value represents the estimated selling price less the estimated costs necessary to make the sale.

5.12 INCOME TAXES

Income tax for the year comprises current and deferred tax.

Current tax is the expected amount of income taxes payable in respect of the taxable profit for the reporting period and is measured using the tax rates that have been enacted or substantively enacted at the end of the reporting period.

Deferred tax is provided in full, using the liability method, on temporary differences arising between the tax bases of assets and liabilities and their carrying amounts in the financial statements.

Deferred tax liabilities are recognised for all taxable temporary differences other than those that arise from goodwill or excess of the acquirer's interest in the net fair value of the acquiree's identifiable assets, liabilities and contingent liabilities over the business combination costs or from the initial recognition of an asset or liability in a transaction which is not a business combination and at the time of the transaction, affects neither accounting profit nor taxable profit.

Deferred tax assets are recognised for all deductible temporary differences, unused tax losses and unused tax credits to the extent that it is probable that future taxable profits will be available against which the deductible temporary differences, unused tax losses and unused tax credits can be utilised. The carrying amounts of deferred tax assets are reviewed at the end of each reporting period and reduced to the extent that it is no longer probable that sufficient future taxable profits will be available to allow all or part of the deferred tax assets to be utilised.

Deferred tax assets and liabilities are measured at the tax rates that are expected to apply in the period when the asset is realised or the liability is settled, based on the tax rates that have been enacted or substantively enacted at the end of the reporting period.

Deferred tax assets and liabilities are offset when there is a legally enforceable right to set off current tax assets against current tax liabilities and when the deferred income taxes relate to the same taxation authority.

Deferred tax relating to items recognised outside profit or loss is recognised outside profit or loss. Deferred tax items are recognised in correlation to the underlying transactions either in other comprehensive income or directly in equity and deferred tax arising from a business combination is included in the resulting goodwill or excess of the acquirer's interest in the net fair value of the acquiree's identifiable assets, liabilities and contingent liabilities over the business combination costs.

5.13 CASH AND CASH EQUIVALENTS

Cash and cash equivalents comprise cash in hand, bank balances, demand deposits, bank overdrafts and short-term, highly liquid investments that are readily convertible to known amounts of cash and which are subject to an insignificant risk of changes in value with original maturity periods of three months or less.

5.14 PROVISIONS

Provisions are recognised when the Group has a present obligation as a result of past events, when it is probable that an outflow of resources embodying economic benefits will be required to settle the obligation, and when a reliable estimate of the amount can be made. Provisions are reviewed at the end of each reporting period and adjusted to reflect the current best estimate. Where the effect of the time value of money is material, the provision is the present value of the estimated expenditure required to settle the obligation. The unwinding of the discount is recognized as interest expense in profit or loss.

5. SIGNIFICANT ACCOUNTING POLICIES (CONT'D)**5.15 EMPLOYEE BENEFITS****(a) Short-term Benefits**

Wages, salaries, paid annual leave and sick leave, bonuses and non-monetary benefits are measured on undiscounted basis and are recognised in profit or loss in the period in which the associated services are rendered by employees of the Group.

(b) Defined Contribution Plans

The Group's contributions to defined contribution plans are recognised in profit or loss in the period to which they relate. Once the contributions have been paid, the Group has no further liability in respect of the defined contribution plans.

5.16 RELATED PARTIES

A party is related to an entity (referred to as the "reporting entity") if:-

- (a) A person or a close member of that person's family is related to a reporting entity if that person:-
 - (i) has control or joint control over the reporting entity;
 - (ii) has significant influence over the reporting entity; or
 - (iii) is a member of the key management personnel of the reporting entity or of a parent of the reporting entity.
- (b) An entity is related to a reporting entity if any of the following conditions applies:-
 - (i) The entity and the reporting entity are members of the same group (which means that each parent, subsidiary and fellow subsidiary is related to the others).
 - (ii) One entity is an associate or joint venture of the other entity (or an associate or joint venture of a member of a group of which the other entity is a member).
 - (iii) Both entities are joint ventures of the same third party.
 - (iv) One entity is a joint venture of a third entity and the other entity is an associate of the third entity.
 - (v) The entity is a post-employment benefit plan for the benefit of employees of either the reporting entity or an entity related to the reporting entity. If the reporting entity is itself such a plan, the sponsoring employers are also related to the reporting entity.
 - (vi) The entity is controlled or jointly controlled by a person identified in (a) above.
 - (vii) A person identified in (a)(i) above has significant influence over the entity or is a member of the key management personnel of the entity (or of a parent of the entity).

Close members of the family of a person are those family members who may be expected to influence, or be influenced by, that person in their dealings with the entity.

5.17 CONTINGENT LIABILITIES

A contingent liability is a possible obligation that arises from past events and whose existence will only be confirmed by the occurrence of one or more uncertain future events not wholly within the control of the Group. It can also be a present obligation arising from past events that is not recognised because it is not probable that an outflow of economic resources will be required or the amount of obligation cannot be measured reliably.

A contingent liability is not recognised but is disclosed in the notes to the financial statements. When a change in the probability of an outflow occurs so that the outflow is probable, it will then be recognised as a provision.

5.18 FAIR VALUE MEASUREMENTS

Fair value is the price that would be received to sell an asset or paid to transfer a liability in an orderly transaction between market participants at the measurement date, regardless of whether that price is directly observable or estimated using a valuation technique. The measurement assumes that the transaction takes place either in the principal market or in the absence of a principal market, in the most advantageous market. For non-financial asset, the fair value measurement takes into account a market's participant's ability to generate economic benefits by using the asset in its highest and best use or by selling it to another market participant that would use the asset in its highest and best use.

5. SIGNIFICANT ACCOUNTING POLICIES (CONT'D)**5.18 FAIR VALUE MEASUREMENTS (CONT'D)**

For financial reporting purposes, the fair value measurements are analysed into level 1 to level 3 as follows:-

- Level 1: Inputs are quoted prices (unadjusted) in active markets for identical assets or liability that the entity can access at the measurement date;
- Level 2: Inputs are inputs, other than quoted prices included within level 1, that are observable for the asset or liability, either directly or indirectly; and
- Level 3: Inputs are unobservable inputs for the asset or liability.

The transfer of fair value between levels is determined as of the date of the event or change in circumstances that caused the transfer.

5.19 REVENUE AND OTHER INCOME**(a) Sale of Goods**

Revenue is recognised net of sales taxes and discounts upon transfer of the significant risks and rewards of ownership to the buyer. In the case of consignment sales, revenue is recognised when the goods are sold by the consignee to a third party. Revenue is not recognised to the extent where there are significant uncertainties regarding recovery of the consideration due, associated costs or the possible return of goods.

(b) Interest Income

Interest income is recognised on an accrual basis using the effective interest method, unless collectability is in doubt, in which case, it is recognised on receipts basis.

(c) Royalty Income

Royalty income is recognised on an accrual basis in accordance with the substance of the relevant agreements.

(d) Rental Income

Rental income is recognised on an accrual basis on the agreed upon rental rates, unless collectability is in doubt, in which case, it is recognised on receipt basis.

(e) Dividend Income

Dividend income from investment is recognised when the right to receive dividend payment is established.

5.20 NON-CURRENT ASSETS HELD FOR SALE AND DISCONTINUED OPERATIONS

Non current assets (or disposal group comprising assets and liabilities) that are expected to be recovered primarily through sale rather than through continuing use are classified as held for sale. Immediately before classification as held for sale, non-current assets (or the disposal group) are measured in accordance with the Group's accounting policies. Upon classification as held for sale, non-current assets (the disposal group) are not depreciated and are measured at the lower of their previous carrying amount and fair value less cost to sell. Any differences are recognised in profit or loss.

A discontinued operation is a component of the Group's business that represents a separate major line of business or geographical area of operations that has been disposed of or is held for sale, or is a subsidiary acquired exclusively with a view to resale. Classification as a discontinued operation occurs upon disposal or when the operation meets the criteria to be classified as held for sale, if earlier. When an operation is classified as a discontinued operation, the comparative statement of profit or loss and other comprehensive income is restated as if the operation had been discontinued from the start of the comparative period.

5.21 OPERATING SEGMENTS

An operating segment is a component of the Group that engages in business activities from which it may earn revenues and incur expenses, including revenues and expenses that relate to transactions with any of the Group's other components. An operating segment's operating results are reviewed regularly by the chief operating decision maker to make decisions about resources to be allocated to the segment and assess its performance, and for which discrete financial information is available.

5. SIGNIFICANT ACCOUNTING POLICIES (CONT'D)

5.22 BORROWING COSTS

Borrowing costs, directly attributable to the acquisition, construction or production of a qualifying asset, are capitalised as part of the cost of those assets, until such time as the assets are ready for their intended use or sale. Capitalisation of borrowing costs is suspended during extended periods in which active development is interrupted.

All other borrowing costs are recognised in profit or loss as expenses in the period in which they are incurred.

Investment income earned on the temporary investment of specific borrowing pending their expenditure on qualifying assets is deducted from the borrowing costs eligible for capitalisation.

5.23 OPERATING LEASES

Leases in which the Group does not assume substantially all the risks and rewards of ownership are classified as operating leases. Payments made under operating leases (net of any incentives received from the lessor) are charged to profit or loss on a straight-line method over the lease period.

6. INVESTMENTS IN SUBSIDIARIES

	The Company	
	2014 RM	2013 RM
Unquoted shares, at cost	271,598,097	271,598,097
Less: Accumulated impairment losses	(6,747,097)	(5,107,097)
	264,851,000	266,491,000
Accumulated impairment losses:-		
At 1 April 2013/2012	(5,107,097)	(5,107,097)
Addition during the financial year	(2,399,999)	-
Reversal during the financial year	759,999	-
At 31 March 2014/2013	(6,747,097)	(5,107,097)

The Company assessed the recoverable amount of investments in subsidiaries and determined that an impairment loss should be recognised as the recoverable amount is lower than the carrying amount. The recoverable amount of the cash-generating unit is determined using the fair value less costs to sell approach, and this is derived from the net assets position of the respective subsidiaries as at the end of the reporting period.

The details of the subsidiaries which are incorporated in Malaysia, are as follows:-

Name of Subsidiary	Effective Equity Interest		Principal Activities
	2014 %	2013 %	
Antioni Sdn. Bhd. ("Antioni") ~	100	100	Retailing and distribution of the "Antioni" brand of ready-made sports and casual wear and related accessories.
B.U.M. Marketing (Malaysia) Sdn. Bhd. ("BUMM")	100	100	Trading and retailing in adult wear, care and related products through Heavy Traffic Outlets ("HTO"), distributors as well as retailing boutique outlets.
Bontton Sdn. Bhd. ("Bontton") ~	100	100	Retailing and distribution of the "Bontton" brand ready-made casual wear and related accessories.
Bumcity Sdn. Bhd. ("Bumcity") ~	100	100	Operator of specialty stores known as "Bumcity".
Diesel Marketing Sdn. Bhd. ("Diesel Marketing") ~	100	100	Retailing and distribution of the "Diesel" brand ready-made sports and casual wear and related accessories.

Notes to the Financial Statements (cont'd)

For the Financial Year Ended 31 March 2014

6. INVESTMENTS IN SUBSIDIARIES (CONT'D)

Name of Subsidiary	Effective Equity Interest		Principal Activities
	2014 %	2013 %	
Ubay Marketing Sdn. Bhd. ("Ubay Marketing") ~	100	100	Retailing and distribution of the "Union Bay" brand of ready-made casual wear and related accessories.
Cocomax Sdn. Bhd. ("Cocomax") ~	100	100	Operating of gourmet chocolate café and retail outlets known as "Theobroma Chocolate Lounge".
Generasi Prestasi Sdn. Bhd. (formerly known as B.U.M. Holdings (M) Sdn. Bhd. ("GPSB"))	100	100	Trading and retailing in children wear, care and related products through HTO, distributors as well as retailing boutique outlets.
Anakku Sdn. Bhd. ("AKSB")	100	100	Trading and retailing in baby wear, care and related products through HTO, distributors as well as retailing boutique outlets.
Audrey Sdn. Bhd. ("AUSB")	100	100	Trading and retailing in lingerie and ladies wear, care and related products through HTO, distributors as well as retailing boutique outlets.
Asia Brands Global Sdn. Bhd. ("ABG") ~	100	100	Dormant.
Mickey Junior Sdn. Bhd. ("MJSB") ~	100	100	Trading and retailing in children wear, care and related products through HTO, distributors as well as retailing boutique outlets.
AIMB Cottonshop Sdn. Bhd. ("CS") # ~	100	100	Dormant.
Asia Brands Assets Management Sdn. Bhd. ("ABAM") ~	100	100	Dormant.
Asia Brands HR Services Sdn. Bhd. ("ABHR")	100	100	Providing share service function including finance, human resources, IT, administrative, and others.
Baby Palace Sdn. Bhd. ("BPSB") *	100	-	Retailing in baby and children wear, care and related products through boutique outlet.
Generasi Cerdas Sdn. Bhd. (formerly known as MUFC Lifestyle Sdn. Bhd.) ("GCSB") **	100	-	Trading in adult wear, care and related products through HTO, distributors as well as retailing boutique outlets.
Generasi Fesyen Aktif Sdn. Bhd. ("GFASB") **	100	-	Dormant.

Held through MJSB.

* Held through AKSB.

** Held through BUMM.

~ These subsidiaries were audited by other firms of chartered accountants.

7. PROPERTY, PLANT AND EQUIPMENT

	At 1.4.2013 RM	Additions RM	Disposals RM	Acquisition Of A Subsidiary RM	Written Off RM	Depreciation Charge RM	At 31.3.2014 RM
The Group							
Net Book Value							
Computer equipment	1,506,972	407,393	-	38,169	(12)	(969,569)	982,953
Display counters	13,953,866	7,700,534	(6,382)	115,188	(64)	(5,298,381)	16,464,761
Furniture and fixtures	15,339	-	-	-	(10,378)	(4,961)	-
Electrical fittings	81,159	-	-	-	(73,895)	(7,264)	-
Office equipment	207,745	18,285	-	-	(12,836)	(24,930)	188,264
Plant, machinery and tools	5,335	-	-	-	(4,668)	(667)	-
Store equipment	21,288	-	(181)	-	(14,647)	(6,435)	25
Renovation	2,975,862	2,271,176	-	206,252	(6)	(1,303,029)	4,150,255
Motor vehicles	1,058,792	241,729	(331,994)	-	-	(253,583)	714,944
	19,826,358	10,639,117	(338,557)	359,609	(116,506)	(7,868,819)	22,501,202

	At 1.4.2012 RM	Additions RM	Disposals RM	Acquisition Of Subsidiary RM	Written Off RM	Reversal Of Impairment Loss RM	Depreciation Charge RM	Asset Held For Sale (Note 17) RM	At 31.3.2013 RM
The Group									
Net Book Value									
Freehold land	1,890,000	-	-	-	-	-	-	(1,890,000)	-
Buildings	3,321,225	113,115	-	-	-	-	(89,400)	(3,344,940)	-
Computer equipment	774,191	290,328	(5,841)	955,979	(74,416)	35,863	(469,132)	-	1,506,972
Display counters	3,640,807	7,773,151	-	5,275,368	(479,633)	425,761	(2,681,588)	-	13,953,866
Furniture and fixtures	35,368	-	(243,690)	-	(53,006)	288,340	(11,673)	-	15,339
Electrical fittings	183,068	-	-	-	(153,809)	75,076	(23,176)	-	81,159
Office equipment	22,721	167,204	-	29,706	-	-	(11,886)	-	207,745
Plant, machinery and tools	9,335	-	-	-	-	-	(4,000)	-	5,335
Store equipment	52,676	-	(22,087)	4,590	-	-	(13,891)	-	21,288
Renovation	6	354,526	-	2,982,917	(149)	-	(361,438)	-	2,975,862
Motor vehicles	1,373,127	582,429	(769,407)	205,171	-	-	(332,528)	-	1,058,792
Hostel equipment	-	-	-	-	(4,437)	4,437	-	-	-
	11,302,524	9,280,753	(1,041,025)	9,453,731	(765,450)	829,477	(3,998,712)	(5,234,940)	19,826,358

Notes to the Financial Statements (cont'd)

For the Financial Year Ended 31 March 2014

7. PROPERTY, PLANT AND EQUIPMENT (CONT'D)

The Group	At Cost RM	Accumulated Depreciation RM	Net Book Value RM
At 31.3.2014			
Computer equipment	4,315,716	(3,332,763)	982,953
Display counters	29,604,199	(13,139,438)	16,464,761
Office equipment	217,139	(28,875)	188,264
Store equipment	9,585	(9,560)	25
Renovation	6,522,198	(2,371,943)	4,150,255
Motor vehicles	1,002,978	(288,034)	714,944
Retail design	135,339	(135,339)	-
	41,807,154	(19,305,952)	22,501,202

The Group	At Cost RM	Accumulated Depreciation RM	Asset Held For Sale RM	Net Book Value RM
At 31.3.2013				
Freehold land	1,890,000	-	(1,890,000)	-
Buildings	4,359,312	(1,014,372)	(3,344,940)	-
Computer equipment	3,862,827	(2,355,855)	-	1,506,972
Display counters	21,839,300	(7,885,434)	-	13,953,866
Furniture and fixtures	84,754	(69,415)	-	15,339
Electrical fittings	225,851	(144,692)	-	81,159
Office equipment	229,152	(21,407)	-	207,745
Plant, machinery and tools	208,692	(203,357)	-	5,335
Store equipment	106,710	(85,422)	-	21,288
Renovation	4,235,740	(1,259,878)	-	2,975,862
Motor vehicles	1,428,367	(369,575)	-	1,058,792
Retail design	135,339	(135,339)	-	-
	38,606,044	(13,544,746)	(5,234,940)	19,826,358

	At 1.4.2013 RM	Disposal RM	Written Off RM	Depreciation Charge RM	At 31.3.2014 RM
The Company					
Net Book Value					
Electrical fittings	5	-	(5)	-	-
Plant, machinery and tools	5,335	-	(4,668)	(667)	-
Motor vehicles	482,550	(197,333)	-	(72,467)	212,750
	487,890	(197,333)	(4,673)	(73,134)	212,750

7. PROPERTY, PLANT AND EQUIPMENT (CONT'D)

	At 1.4.2012 RM	Additions RM	Transfer RM	Disposal RM	Written Off RM	Depreciation Charge RM	Assets held for sale (Note 17) RM	At 31.3.2013 RM
The Company								
Net Book Value								
Freehold land	1,890,000	-	-	-	-	-	(1,890,000)	-
Buildings	3,321,225	113,115	-	-	-	(89,400)	(3,344,940)	-
Computer equipment	12,181	-	-	-	(10,213)	(1,968)	-	-
Furniture and fixtures	8,751	-	-	-	(7,619)	(1,132)	-	-
Electrical fittings	5	-	-	-	-	-	-	5
Plant, machinery and tools	9,335	-	-	-	-	(4,000)	-	5,335
Motor vehicles	569,636	349,119	(179,253)	(88,723)	-	(168,229)	-	482,550
	5,811,133	462,234	(179,253)	(88,723)	(17,832)	(264,729)	(5,234,940)	487,890

Notes to the Financial Statements (cont'd)

For the Financial Year Ended 31 March 2014

7. PROPERTY, PLANT AND EQUIPMENT (CONT'D)

The Company	At Cost RM	Accumulated Depreciation RM	Net Book Value RM
At 31.3.2014			
Motor vehicles	345,000	(132,250)	212,750
At 31.3.2013			
Electrical fittings	117,187	(117,182)	5
Plant, machinery and tools	208,692	(203,357)	5,335
Motor vehicles	732,999	(250,449)	482,550
	1,058,878	(570,988)	487,890

At the end of the reporting period, the net book value of the equipment acquired under hire purchase terms are as follows:-

	The Group		The Company	
	2014 RM	2013 RM	2014 RM	2013 RM
Motor vehicle	212,750	281,750	212,750	281,750

Certain freehold land and buildings in the previous financial year had been pledged as security for banking facilities granted to the Company.

8. INTANGIBLE ASSETS

	Trademarks RM	Sub-licence fee RM	Franchise fee RM	Total RM
The Group				
At 31.3.2014				
Deemed cost/Cost	138,238,375	-	-	138,238,375
At 31.3.2013				
Deemed cost/Cost:-				
At 1 April 2012	7,238,375	180,000	-	7,418,375
Reclassified from:				
Attributable to discontinued operations and assets classified as held for sale	-	-	200,000	200,000
Write-off during the year (Note 17)	-	(180,000)	(200,000)	(380,000)
Acquisition of subsidiaries	131,000,000	-	-	131,000,000
At 31 March 2013	138,238,375	-	-	138,238,375
Accumulated amortisation and impairment losses:-				
At 1 April 2012	-	180,000	-	180,000
Reclassified from:				
Attributable to discontinued operations and assets classified as held for sale	-	-	200,000	200,000
Reversal of amortisation during the financial year (Note 17)	-	(180,000)	(60,000)	(240,000)
Reversal of impairment losses (Note 17)	-	-	(140,000)	(140,000)
At 31 March 2013	-	-	-	-
	138,238,375	-	-	138,238,375

8. INTANGIBLE ASSETS (CONT'D)

Intangible assets represent the trademarks for the brands of "Antioni", "B.U.M.", "Bontton", "Anakku" and "Audrey".

Trademarks have been allocated for impairment testing to the Group's cash generating unit ("CGU").

The Group has assessed the recoverable amount of trademarks and determine that the trademarks are not impaired.

Key assumptions used in value-in-use calculations

The recoverable amount of a CGU is determined based on value-in-use calculations using cash flow projections based on financial budgets approved by management covering a five-year period. The key assumptions used for the value-in-use calculations are:

	Gross Margin		Growth Rate		Discount Rate	
	2014	2013	2014	2013	2014	2013
Adult wear	50.0%	47.0%	1.0%	1.0%	9.7%	7.3%
Baby wear	50.0%	48.0%	5.0%	5.0%	9.7%	7.3%
Lingerie wear	65.0%	65.0%	5.0%	5.0%	9.7%	7.3%

The key assumptions used by management in the determination of the impairment testing of the trademarks are as follows:-

(a) Budgeted gross margin

The basis used to determine the budgeted gross margin is the average gross margins achieved in recent years immediately before the budgeted year increased by the effects of merchandising improvement and new marketing strategies.

(b) Growth rate

The basis used to determine the growth rate is the revenue growth achieved in recent years taking into account the increase in consumers spending as a result of merchandising improvement and new marketing strategies.

(c) Discount rate (pre-tax)

Reflects specific risk relating to the relevant operating segments.

Sensitivity to changes in assumptions

Cost of goods sold price inflation

Management has considered the possibility of greater than budgeted cost of goods sold. The Group believes that it will be able to pass on the effect of increase in cost of goods sold to its customers through increase in selling prices which will be supported by product improvements.

Notes to the Financial Statements (cont'd)

For the Financial Year Ended 31 March 2014

9. GOODWILL ON CONSOLIDATION

Goodwill on consolidation arose from the acquisition of subsidiaries of AKSB, AUSB, MJSB, ABG, ABAM and ABHR in the previous financial year.

Goodwill on consolidation is stated at cost and reviewed for impairment annually.

Goodwill on consolidation has been allocated for impairment testing to the Group's cash-generating unit ("CGU").

The Group has assessed the recoverable amount of goodwill on consolidation allocated and determined that the goodwill on consolidation is not impaired. The recoverable amount of the CGU is determined using the value-in-use approach, and this is derived from the present value of the future cash flows from the operating segments computed based on the projections of financial budgets approved by management covering a period of 5 years. The key assumptions used in the determination of the recoverable amounts are as follows:-

	Gross Margin		Growth Rate		Discount Rate	
	2014	2013	2014	2013	2014	2013
Adult wear	50.0%	47.0%	1.0%	1.0%	9.7%	7.3%
Baby wear	50.0%	48.0%	5.0%	5.0%	9.7%	7.3%
Lingerie wear	65.0%	65.0%	5.0%	5.0%	9.7%	7.3%

The key assumptions used by management in the determination of the impairment testing of the trademarks are as follows:-

(a) Budgeted gross margin

The basis used to determine the budgeted gross margin is the average gross margins achieved in recent years immediately before the budgeted year increased by the effects of merchandising improvement and new marketing strategies.

(b) Growth rate

The basis used to determine the growth rate is the revenue growth achieved in recent years taking into account the increase in consumers spending as a result of merchandising improvement and new marketing strategies.

(c) Discount rate (pre-tax)

Reflects specific risk relating to the relevant operating segments.

10. DEFERRED TAX ASSETS/(LIABILITIES)

	The Group		The Company	
	2014 RM	2013 RM	2014 RM	2013 RM
At 1 April 2013/2012	563,000	848,000	(168,000)	872,000
Acquisition of subsidiaries	-	(907,000)	-	-
Recognised in profit or loss (Note 28)	(1,068,200)	622,000	168,000	(1,040,000)
At 31 March 2014/2013	(505,200)	563,000	-	(168,000)

Presented after appropriate offsetting as follows:-

	The Group		The Company	
	2014 RM	2013 RM	2014 RM	2013 RM
Deferred tax assets	47,000	731,000	-	-
Deferred tax liabilities	(552,200)	(168,000)	-	(168,000)
	(505,200)	563,000	-	(168,000)

The deferred tax assets/(liabilities) of the Group and of the Company represent tax effects arising from temporary differences between depreciation and capital allowances on the qualifying cost of property, plant and equipment, provision for bonus, provision for employees' benefits, allowance for impairment losses on receivables and inventories written down/off.

11. INVENTORIES

	The Group	
	2014 RM	2013 RM
Finished goods:		
Cost	177,332,066	141,278,575
Net realisable value	592,089	1,620,111
	177,924,155	142,898,686
Recognised in profit or loss		
Inventories recognised as cost of sales	149,415,570	99,470,589
Reversal of inventories write-down	(1,480,502)	(696,827)

12. TRADE RECEIVABLES

	The Group	
	2014 RM	2013 RM
Trade receivables	58,771,434	58,866,774
Less: Allowance for impairment losses	(760,346)	(1,715,131)
	58,011,088	57,151,643
Allowance for impairment losses:		
At 1 April 2013/2012	(1,715,131)	(234,448)
Addition during the financial year	(760,346)	(307,324)
Acquisition of subsidiaries	-	(7,871,619)
Written off during the financial year	-	90,605
Reversal during the financial year	1,715,131	6,607,655
At 31 March 2014/2013	(760,346)	(1,715,131)

(a) The Group's normal trade credit terms range from 30 to 60 (2013 - 30 to 120) days.

13. OTHER RECEIVABLES, DEPOSITS AND PREPAYMENTS

	The Group		The Company	
	2014 RM	2013 RM	2014 RM	2013 RM
Other receivables	5,090,781	6,881,814	16,775	25,776
Dividend receivable	-	-	10,000,000	6,300,000
Deposits	11,243,411	8,580,312	5,000	11,800
Prepayments	1,585,627	1,661,712	4,350	11,791
	17,919,819	17,123,838	10,026,125	6,349,367

14. AMOUNT OWING BY SUBSIDIARIES

	The Company	
	2014 RM	2013 RM
Trade	28,670	1,849,723
Non-trade	35,979,460	36,656,566
	36,008,130	38,506,289
Less: Allowance for impairment losses	(7,147,605)	(7,193,157)
	28,860,525	31,313,132
Allowance for impairment losses:-		
At 1 April 2013/2012	(7,193,157)	(11,084,915)
Addition during the financial year	(63)	(238,738)
Reversal during the financial year	45,615	4,130,496
At 31 March 2014/2013	(7,147,605)	(7,193,157)

- (a) The trade amount is subjected to the normal trade credit terms granted by the Company. The amount owing is unsecured and to be settled in cash.
- (b) The non-trade amount is unsecured, interest-free and receivable on demand. The amount owing is to be settled in cash.

15. AMOUNTS OWING BY/(TO) RELATED PARTIES

	The Group	
	2014 RM	2013 RM
Amount owing by:-		
Trade	-	222,954
Amount owing (to):-		
Trade	-	(2,041)

The amounts owing in the previous financial year were subjected to normal trade credit terms. The amounts owing were unsecured and were settled in cash.

16. FIXED DEPOSITS WITH LICENSED BANKS

The fixed deposits with licensed banks of the Group at the end of the reporting period bore effective interest rates ranging from 2.15% to 2.70% (2013 – 2.00% to 2.60%) per annum. The deposits have maturity periods ranging from 31 to 95 days (2013 – 31 to 87 days).

17. DISPOSAL GROUP CLASSIFIED AS HELD FOR SALE

In the previous financial year, after the termination of the agreement on 24 November 2011, Cocomax was still unable to seek a buyer. Hence, the Company has decided to close down the business on 31 March 2013 by selling off the assets and inventories to an interested buyer.

On 31 March 2013, the Company entered into agreement to dispose of the freehold land and buildings. The disposal of the asset held for sale was completed on 5 August 2013 with a net gain of RM6,673,220.

As at 31 March 2013, the assets and liabilities relating to Cocomax and the Company had been presented in the statements of financial position as "Assets of disposal group classified as held for sale" and "Liabilities of disposal group classified as held for sale" respectively, and its results were presented separately on the statements of profit or loss and comprehensive income as "Profit from discontinued operations, net of tax".

17. DISPOSAL GROUP CLASSIFIED AS HELD FOR SALE (CONT'D)

The major classes of assets and liabilities of Cocomax and the Company classified as held for sale are as follows:-

	The Group		The Company	
	2014 RM	2013 RM	2014 RM	2013 RM
Assets				
Property	-	5,234,940	-	5,234,940
Assets of disposal group classified as held for sale	-	5,234,940	-	5,234,940
Liabilities				
Other payables	-	240,000	-	240,000
Liabilities of disposal group classified as held for sale	-	240,000	-	240,000
Net assets directly associated with asset classified as held for sale	-	4,944,940	-	4,944,940

An analysis of the results of the assets held for sale in the previous financial year was as follows:-

	The Group		The Company	
	2014 RM	2013 RM	2014 RM	2013 RM
Revenue	-	3,899,178	-	607,000
Cost of sales	-	(1,438,690)	-	-
Gross profit	-	2,460,488	-	607,000
Other income	-	185,697	-	(111,885)
	-	2,646,185	-	495,115
Selling and distribution expenses	-	(2,629,724)	-	-
Administrative expenses	-	(198,048)	-	(126,106)
Finance costs	-	(205)	-	-
(Loss)/Profit for the financial year from assets held for sale	-	(181,792)	-	369,009

Included in the profit/(loss) in the previous financial year from the assets held for sale were the following:-

	The Group		The Company	
	2014 RM	2013 RM	2014 RM	2013 RM
Audit fee	-	8,000	-	-
Depreciation of property, plant and equipment	-	120,937	-	89,400
Intangible assets written off	-	380,000	-	-
Interest expense:				
- bank guarantee	-	4,405	-	-
- others	-	205	-	-
Inventories written off	-	7,761	-	-
Loss on disposal of property, plant and equipment	-	197,099	-	-
Plant and equipment written off	-	460,053	-	-
Realised loss on foreign exchange	-	1,320	-	-
Rental of land and buildings	-	1,531,823	-	-
Royalty expenses	-	142,725	-	-
Staff costs:				
- salaries, wages, bonuses and allowances	-	472,827	-	-
- defined contribution plan	-	42,516	-	-
- other benefits	-	19,554	-	-
Rental income	-	-	-	(607,000)
Reversal of amortisation	-	(240,000)	-	-
Reversal of impairment loss on intangible assets	-	(140,000)	-	-
Reversal of impairment loss on property, plant and equipment	-	(681,030)	-	-
Writeback of deposits written off	-	(79,764)	-	-

Notes to the Financial Statements (cont'd)
For the Financial Year Ended 31 March 2014

17. DISPOSAL GROUP CLASSIFIED AS HELD FOR SALE (CONT'D)

The cash flows attributable to the assets held for sale in the previous financial year were as follows:-

	The Group	
	2014 RM	2013 RM
Net cash for operating activities	-	(156,736)
Net cash for investing activities	-	(113,115)
Net cash for discontinued operations	-	(269,851)

18. SHARE CAPITAL

	The Company			
	2014 Number Of Shares	2013	2014 RM	2013 RM
Authorised				
Ordinary shares of RM1 each	100,000,000	100,000,000	100,000,000	100,000,000
Issued And Fully Paid-up				
<i>Ordinary shares of RM1 each</i>				
At 1 April 2013/2012	71,924,814	41,787,199	71,924,814	41,787,199
Issuance of shares	7,192,400	30,137,615	7,192,400	30,137,615
At 31 March 2014/2013	79,117,214	71,924,814	79,117,214	71,924,814

During the financial year, the Company increased its issued and paid-up share capital from RM71,924,814 to RM79,117,214 by the allotment of 7,192,400 new ordinary shares of RM1 each at an issue price of RM3.30 per Placement Share to the allottees for a total cash consideration of RM23,734,920. The new shares were issued for cash consideration and rank pari passu in all respects with the existing shares of the Company.

19. RESERVES

		The Group		The Company	
	Note	2014 RM	2013 RM	2014 RM	2013 RM
Share premium	(a)	51,313,387	35,494,331	51,313,387	35,494,331
Retained profits	(b)	112,186,493	84,341,909	63,297,634	39,799,359
		163,499,880	119,836,240	114,611,021	75,293,690

(a) Share Premium

The movements in the share premium of the Group and the Company are as follows:-

	The Group/The Company	
	2014 RM	2013 RM
At 1 April 2013/2012	35,494,331	1,356,445
Issuance of new shares	16,542,520	35,562,386
Share issuance expenses	(723,464)	(1,424,500)
At 31 March 2014/2013	51,313,387	35,494,331

The share premium is not distributable by way of dividends and may be utilised in the manner set out in Section 60(3) of the Companies Act 1965.

19. RESERVES (CONT'D)

(b) Retained Profits

Under the single tier tax system, tax on the Company's profits is the final tax and accordingly, any dividends to the shareholders are not subject to tax.

20. HIRE PURCHASE PAYABLE

	The Group/The Company 2014 RM	2013 RM
Minimum hire purchase payments:		
- not later than one year	22,452	22,452
- later than one year and not later than five years	48,636	71,088
	71,088	93,540
Less: Future finance charges	(4,960)	(8,535)
Present value of hire purchase payable	66,128	85,005
	The Group/The Company 2014 RM	2013 RM
Non-Current		
Later than one year and not later than five years	46,287	66,128
Current		
Not later than one year	19,841	18,877
	66,128	85,005

The hire purchase payable of the Group and of the Company bore an effective interest rate of 4.64% (2013 – 4.64%) per annum at the end of the reporting period.

21. TERM LOANS

	The Group/The Company 2014 RM	2013 RM
Non-Current		
Later than one year and not later than two years	23,250,000	17,250,000
Later than two years and not later than five years	75,500,000	83,250,000
Later than five years	-	57,500,000
	98,750,000	158,000,000
Current		
Not later than one year	17,250,000	11,500,000
	116,000,000	169,500,000

Notes to the Financial Statements (cont'd)

For the Financial Year Ended 31 March 2014

21. TERM LOANS (CONT'D)

Details of the term loans repayment schedule at the end of the reporting period are as follows:-

TERM LOANS 1 AND 2

YEAR	QUARTERLY INSTALMENTS* (RM)	DATE OF COMMENCEMENT OF REPAYMENT*
1	2,500,000	January 2013
2	4,000,000	January 2014
3	5,250,000	January 2015
4	7,500,000	January 2016
5	7,500,000	January 2017
6	7,500,000	January 2018
7	8,750,000	January 2019

* These are in respect of term loans 1 and 2.

The term loans bore weighted effective interests ranging from 4.95% to 5.25% (2013 - 5.01% to 5.10%) per annum at the end of the reporting period and are secured by:-

- (a) a pledge of certain shares of the subsidiaries;
- (b) a debenture on all the present and future assets of the Group;
- (c) an assignment of all the dividend payment received from certain subsidiaries;
- (d) a first fixed charge over all the designated account; and
- (e) a security sharing agreement.

22. TRADE PAYABLES

The normal trade credit terms granted to the Group range from 30 to 90 (2013 - 30 to 120) days.

23. OTHER PAYABLES AND ACCRUALS

	The Group		The Company	
	2014 RM	2013 RM	2014 RM	2013 RM
Other payables	3,585,111	3,890,174	44,165	70,793
Provision for employees' benefits	480,739	724,177	-	-
Accruals	5,559,408	9,598,472	500,430	643,918
	9,625,258	14,212,823	544,595	714,711

24. BANKERS' ACCEPTANCES

The bankers' acceptances of the Group bore effective interest rates ranging from 4.21% to 5.15% (2013 - 3.99% to 5.45%) per annum at the end of the reporting period and are secured by:

- (a) a negative pledge; and
- (b) a corporate guarantee of the Company.

25. BANK OVERDRAFTS

The bank overdrafts of the Group bore weighted average effective interest rates ranging from 7.85% to 8.10% (2013 - Nil) per annum at the end of the reporting period and are secured in the same manner as the bankers' acceptances disclosed in Note 24 to the financial statements.

26. REVENUE

	The Group		The Company	
	2014 RM	2013 RM	2014 RM	2013 RM
Sale of goods less returns and discounts	319,140,197	187,329,480	-	-
Royalty income	1,323,541	1,545,058	-	-
Dividend income	-	-	30,000,000	22,240,000
Management fees	-	-	-	1,108,896
	320,463,738	188,874,538	30,000,000	23,348,896

27. PROFIT BEFORE TAXATION

	The Group		The Company	
	2014 RM	2013 RM	2014 RM	2013 RM
Profit before taxation is arrived at after charging/(crediting):-				
Audit fee:				
- current financial year	233,000	150,500	50,000	40,000
- under/(over)provision in the previous financial year	19,500	(1,000)	5,000	-
Bad debts written off	100,694	874,842	-	4,130,496
Depreciation of property, plant and equipment	7,868,819	3,877,775	73,134	175,329
Directors' fees	132,000	132,000	132,000	132,000
Directors' non-fee emoluments	471,102	504,620	-	269,213
Impairment loss:				
- investment in a subsidiary	-	-	2,399,999	-
- trade receivables	760,346	307,324	-	-
- amount owing by subsidiaries	-	-	63	238,738
Interest expense:				
- bankers' acceptances	2,719,076	1,249,395	-	8,194
- term loans	6,916,873	2,563,109	6,916,873	2,563,109
- bank overdrafts	85,631	73,104	-	1,102
- hire purchase	3,575	3,769	3,575	3,769
- others	-	254	-	56
Inventories written off	-	569,007	-	-
Plant and equipment written off	116,506	305,397	4,673	17,832
Rental of equipment	75,366	44,239	-	5,940
Rental of premises	28,258,578	11,547,141	-	-
Royalty expenses	3,837,081	1,872,194	-	-
Staff costs:				
- salaries, wages, bonuses and allowances	13,361,542	10,182,784	-	260,667
- defined contribution plan	1,686,242	1,297,012	-	-
- other related expenses	1,345,980	1,519,260	893	1,614
Dividend income	-	-	(30,000,000)	(22,240,000)
(Gain)/Loss on foreign exchange:				
- realised	(9,866)	(5,891)	-	-
- unrealised	397	933	-	-
Gain on disposal of property, plant and equipment	(6,679,357)	(96,661)	(6,610,887)	(36,277)
Interest income	(567,236)	(334,471)	(266,935)	(274,702)
Bargain purchase gain	(1,171,789)	-	-	-
Rental income from premises	-	(22,778)	-	(22,778)
Rental income from land and buildings and store equipment	-	-	-	(607,000)
Reversal of inventories written down	(1,480,502)	(696,827)	-	-
Reversal of impairment losses on property, plant and equipment	-	(148,447)	-	-
Reversal of impairment losses on receivables	(1,715,131)	(6,607,655)	(45,615)	(4,130,496)
Reversal of impairment loss on investment in a subsidiary	-	-	(759,999)	-
Royalty income	(1,323,541)	(1,545,058)	-	-
Writeback of allowance for obsolete inventories	-	(1,737,919)	-	-
Writeback of inventories written off	(827,812)	-	-	-

Notes to the Financial Statements (cont'd)

For the Financial Year Ended 31 March 2014

28. INCOME TAX EXPENSE

	The Group		The Company	
	2014 RM	2013 RM	2014 RM	2013 RM
Current tax:				
- for the current financial year	9,559,660	7,011,327	33,440	3,150,000
- under/(over)provision in the previous financial year	1,139,275	(226,783)	1,078,534	(366,327)
	10,698,935	6,784,544	1,111,974	2,783,673
Deferred tax (Note 10):				
- for the current financial year	554,476	(415,576)	(161,924)	-
- under/(over)provision in the previous financial year	513,724	(206,424)	(6,076)	1,040,000
	1,068,200	(622,000)	(168,000)	1,040,000
	11,767,135	6,162,544	943,974	3,823,673

A reconciliation of income tax expense applicable to the profit before taxation at the statutory tax rate to income tax expense at the effective tax rate of the Group and the of Company is as follows:-

	The Group		The Company	
	2014 RM	2013 RM	2014 RM	2013 RM
Profit before taxation	42,578,615	23,544,855	27,409,145	16,691,267
Tax at the statutory tax rate of 25% (2013 – 25%)	10,644,653	5,886,214	6,852,286	4,172,817
Tax effects of:-				
Non-taxable income	(9,817,965)	(2,102,737)	(9,186,309)	(1,548,556)
Non-deductible expenses	10,004,429	3,198,343	2,205,539	525,739
Utilisation of deferred tax assets previously not recognised	(816,997)	(997,261)	-	-
Deferred tax asset not recognised during the financial year	100,016	611,192	-	-
Under/(Over)provision in the previous financial year:				
- current tax	1,139,275	(226,783)	1,078,534	(366,327)
- deferred tax	513,724	(206,424)	(6,076)	1,040,000
Income tax expense for the financial year	11,767,135	6,162,544	943,974	3,823,673

No deferred tax assets are recognised in respect of the following items:-

	The Group	
	2014 RM	2013 RM
Unutilised tax losses	8,349,500	10,829,500
Unabsorbed capital allowances	779,500	963,800
Other deductible differences	(225,000)	(83,000)
	8,904,000	11,710,300

29. EARNINGS/(LOSS) PER SHARE

	The Group	
	2014 RM	2013 RM
Continuing operations		
Profit after taxation (RM)	30,811,480	17,382,311
Weighted average number of ordinary shares:-		
Issued ordinary shares at 1 April 2013/2012	71,924,814	41,787,199
Effect of new ordinary shares issued	5,635,689	10,073,395
Weighted average number of ordinary shares at 31 March 2014/2013	77,560,503	51,860,594
Basic earnings per share (Sen)	39.73	33.52
Discontinued operations		
Loss attributable to owners of the Company (RM)	-	(181,792)
Weighted average number of ordinary shares at 31 March 2014/2013 (as above)	-	51,860,594
Basic loss per share (Sen)	-	(0.35)

The diluted earnings/(loss) per share was not applicable as there were no dilutive potential ordinary shares outstanding at the end of the reporting period.

30. DIVIDEND

	Sen Per Share	The Group/ The Company	
		2014 RM	2013 RM
Paid:			
Final dividend of 5 sen less 25% tax per ordinary share in respect of financial year ended 31 March 2013	3.75	2,966,896	-
Final dividend of 5 sen less 25% tax per ordinary share in respect of financial year ended 31 March 2012	3.75	-	1,567,020
		2,966,896	1,567,020

31. ACQUISITION OF SUBSIDIARIES

- (a) During the financial year, the Group acquired the following subsidiaries:-
- (i) On 1 April 2013, AKSB acquired 2 ordinary shares of RM1 each, representing the entire equity interest in BPSB;
 - (ii) On 1 April 2013, BUMM acquired 2 ordinary shares of RM1 each, representing the entire equity interest in GCSB; and
 - (iii) On 27 November 2013, BUMM subscribed for one (1) ordinary share of RM1 each representing 50% equity interest in GFASB for a total consideration of RM1. On the same date, BUMM acquired one (1) ordinary share of RM1 each representing 50% equity interest in GFASB for a total consideration of RM1 from a related party. Consequently, GFASB became a wholly-owned subsidiary of BUMM.

31. ACQUISITION OF SUBSIDIARIES (CONT'D)

- (a) During the financial year, the Group acquired the following subsidiaries (Cont'd):-

The total fair values of the identifiable assets and liabilities of BPSB, GCSB and GFASB at the dates of acquisition were:-

	At Date of Acquisition	
	Carrying	Fair Value
	Amount	Recognised
	RM	RM
Equipment	359,609	359,609
Inventories	871,540	871,540
Trade receivables	376	376
Other receivables, deposits and prepayments	111,663	111,663
Cash and bank balances	632,228	632,228
Trade payables	(273,319)	(273,319)
Other payables and accruals	(139,180)	(139,180)
Amount owing to related companies	(391,123)	(391,123)
Net identifiable assets and liabilities	1,171,794	1,171,794
Less: Bargain purchase gain		(1,171,789)
Total purchase consideration		5
Less: Cash and cash equivalents of subsidiaries acquired		(632,228)
Net cash inflow on acquisition of subsidiaries		(632,223)

The acquired subsidiaries have contributed the following results to the Group:-

	2014
	RM
Revenue	3,654,758
Profit after taxation	22,144

- (b) In the previous financial year, the Company completed the acquisition of the entire issued and paid-up share capital of the subsidiaries for a total consideration of RM245 million via a cash payment of RM179.3 million and the balance of RM65.7 million satisfied by the issuance of 30,137,615 new ordinary shares of RM1 each at an issue price of RM2.18 per share, detailed as follows:-
- (i) Anakku Sdn. Bhd. with an issued and paid-up share capital comprising 500,000 ordinary shares of RM1.00 each;
 - (ii) Audrey Sdn. Bhd. with an issued and paid-up share capital comprising 2,500,000 ordinary shares of RM1.00 each;
 - (iii) Mickey Junior Sdn. Bhd. with an issued and paid-up share capital comprising 1,000,000 ordinary shares of RM1.00 each;
 - (iv) Asia Brands Global Sdn. Bhd. with an issued and paid-up share capital comprising 2,000,000 ordinary shares of RM1.00 each;
 - (v) Asia Brands Assets Management Sdn. Bhd. with an issued and paid-up share capital comprising 4,000,000 ordinary shares of RM1.00 each; and
 - (vi) Asia Brands HR Services Sdn. Bhd. with an issued and paid-up share capital comprising 500,000 ordinary shares of RM1.00 each

31. ACQUISITION OF SUBSIDIARIES (CONT'D)

- (b) In the previous financial year, the Company completed the acquisition of the entire issued and paid-up share capital of the subsidiaries for a total consideration of RM245 million via a cash payment of RM179.3 million and the balance of RM65.7 million satisfied by the issuance of 30,137,615 new ordinary shares of RM1 each at an issue price of RM2.18 per share, detailed as follows (Cont'd):-

Effects on Statements of Financial Position

The effects on the statements of financial position of the Group as at the date of acquisition were as follows:-

	The Group 2013 RM
Property and equipment	9,453,731
Inventories	68,554,606
Trade receivables	53,608,822
Other receivables	8,259,791
Tax recoverable	237,847
Amount owing by holding company	5,002
Amount owing by related companies	49,658,066
Amount owing by related parties	531,795
Cash and bank balances	9,327,003
Trade payables	(20,421,622)
Other payables	(6,335,967)
Amount owing to holding company	(209)
Amount owing to related companies	(42,454,313)
Amount owing to related parties	(9,885,784)
Borrowings	(34,884,000)
Provision for taxation	(849,065)
Bank overdraft	(3,182,571)
Deferred taxation	(907,000)
Net assets acquired	80,716,132
Intangible assets	131,000,000
Goodwill on acquisition	33,283,868
Purchase consideration	245,000,000
Issuance of shares	(65,700,001)
Cash and cash equivalents	(6,144,432)
Cash outflow on acquisition of subsidiaries	173,155,567

32. PURCHASE OF PROPERTY, PLANT AND EQUIPMENT

	The Group		The Company	
	2014 RM	2013 RM	2014 RM	2013 RM
Continuing operations:-				
Cost of property, plant and equipment purchased	10,639,117	9,167,638	-	349,119
Amount financed through hire purchase	-	(100,000)	-	(100,000)
Cash disbursed for purchase of property, plant and equipment	10,639,117	9,067,638	-	249,119
Discontinued operations:-				
Cost of property, plant and equipment purchased	-	113,115	-	113,115
	10,639,117	9,180,753	-	362,234

33. CASH AND CASH EQUIVALENTS

For the purpose of the statements of cash flows, cash and cash equivalents comprise the following:-

	The Group		The Company	
	2014 RM	2013 RM	2014 RM	2013 RM
Fixed deposits with licensed banks	6,020,812	25,788,663	6,020,812	5,788,663
Cash and bank balances	4,280,919	14,749,597	369,119	361,170
Bank overdrafts	(3,439,078)	-	-	-
	6,862,653	40,538,260	6,389,931	6,149,833

34. DIRECTORS' REMUNERATION

- (a) The aggregate amounts of remuneration received and receivables by the directors of the Group and the Company during the financial year are as follows:-

	The Group		The Company	
	2014 RM	2013 RM	2014 RM	2013 RM
Directors Of The Company				
Executive directors:				
- non-fee emoluments	471,020	504,620	-	269,213
Non-Executive directors:				
- fee	132,000	132,000	132,000	132,000
	603,020	636,260	132,000	401,213
Directors Of The Subsidiaries				
Executive directors:				
- non-fee emoluments	996,335	175,668	-	-

The estimated monetary value of benefits-in-kind provided to the directors of the Group and the Company during the financial year are as follows:-

	The Group		The Company	
	2014 RM	2013 RM	2014 RM	2013 RM
Directors of the Company:				
- executive directors	17,400	15,950	-	15,950
- non-executive directors	-	35,958	-	33,025
	17,400	51,908	-	48,975
Directors of the Subsidiaries:				
- executive directors	47,000	14,375	-	-
	64,400	66,283	-	48,975

34. DIRECTORS' REMUNERATION (CONT'D)

- (b) The number of directors of the Company's directors with total remuneration failing in bands of RM50,000 are as follows:-

	The Group		The Company	
	2014	2013	2014	2013
	Number Of Directors		Number Of Directors	
Executive directors:-				
RM250,001 - RM300,000	-	-	-	1
RM450,001 - RM500,000	1	-	-	-
RM500,001 - RM550,000	-	1	-	-
Non-executive directors:-				
Below RM50,000	3	2	3	2
RM50,001 - RM100,000	-	1	-	1

35. RELATED PARTY DISCLOSURES

- (a) Identities of related parties

In addition to the information detailed elsewhere in the financial statements, the Group has related party relationships with its directors, key management personnel entities within the same group of companies.

- (b) Other than those disclosed elsewhere in the financial statements, the Group and the Company also carried out the following significant transactions with the related parties during the financial year:-

		The Group		The Company	
		2014	2013	2014	2013
	Note	RM	RM	RM	RM
Acquisition of subsidiaries from related parties		5	-	-	-
Dividend income from subsidiaries		-	-	30,000,000	22,240,000
Income from rental of land and buildings and store equipment to subsidiaries		-	-	-	607,000
Management fees from subsidiaries		-	-	-	1,108,896
Sale of goods to related parties	(a)	-	403,217	-	-
Purchase of goods from related parties	(a)	12,008	7,255,494	-	-
Key management personnel compensation:					
- short-term employee benefits		1,611,076	1,219,000	-	-
- defined contribution plan		196,723	149,224	-	-

(a) A company in which Mr. Ng Chin Huat has a substantial financial interest.

36. OPERATING SEGMENTS

Operating segments are prepared in a manner consistent with the internal reporting provided to the Group Executive Committee as its chief operating decision maker in order to allocate resources to segments and to assess their performance. For management purposes, the Group is organised into business units based on their products and services provided.

The Group is organised into 2 main business segments as follows:-

- Apparel – Wholesale, retail and distribution of ready-made sports, baby, children and casual wear women intimate apparel and related accessories.
- Food and beverage – Rights to operate gourmet chocolate cafés and retail outlets known as “Theobroma Chocolate Lounge”.

The Group Executive Committee assesses the performance of the operating segments based on operating profit or loss which is measured differently from those disclosed in the consolidated financial statements.

Income taxes are managed on a group basis and are not allocated to operating segments.

Assets, liabilities and expenses which are common and cannot be meaningfully allocated to the operating segments are presented under unallocated items. Unallocated items comprise mainly investments and related income, loans and borrowings and related expenses, corporate assets (primarily the Company's headquarters) and head office expenses.

Transfer prices between operating segments are at arm's length in a manner similar to transactions with third parties.

Notes to the Financial Statements (cont'd)

For the Financial Year Ended 31 March 2014

36. OPERATING SEGMENTS (CONT'D)

(a) Business segments

The following table provides an analysis of the Group's revenue, results, assets, liabilities and other information by business segment:

	Apparel		Food and Beverage		Adjustments And Elimination		Note	Per Consolidated Financial Statements	
	2014 RM	2013 RM	2014 RM	2013 RM	2014 RM	2013 RM		2014 RM	2013 RM
Revenue									
External sales	320,463,738	188,874,538	-	3,899,178	-	-		320,463,738	192,773,716
Inter-segment sales	41,464,560	33,025,313	-	-	(41,464,560)	(33,025,313)	(i)	-	-
Total revenue	361,928,298	221,899,851	-	3,899,178	(41,464,560)	(33,025,313)		320,463,738	192,773,716
Results									
Segment results	79,992,088	44,364,691	-	4,177,804	(70,834,169)	(44,982,725)		9,157,919	3,559,770
Interest income	567,236	334,471	-	-	-	-		567,236	334,471
Finance costs	(9,725,155)	(3,889,631)	-	(4,610)	-	-		(9,725,155)	(3,894,241)
Profit before taxation	70,834,169	40,809,531	-	4,173,194	(28,255,554)	(21,619,662)		42,578,615	23,363,063
Income tax expense								(11,767,135)	(6,162,544)
Profit after taxation								30,811,480	17,200,519
Assets									
Segment assets	678,789,561	689,104,803	-	419,848	(220,609,323)	(235,005,729)		458,180,238	454,518,922
Unallocated assets								1,969,850	4,677,908
Total assets								460,150,088	459,196,830
Liabilities									
Segment liabilities	168,629,435	172,604,068	-	6,883,898	(133,034,440)	(146,949,195)		35,594,995	32,538,771
Unallocated liabilities								181,937,999	234,897,005
Total liabilities								217,532,994	267,435,776
Other information									
Capital expenditure	10,639,117	9,280,753	-	-	-	-	(ii)	10,639,117	9,280,753
Depreciation and amortisation	7,868,819	3,967,175	-	31,537	-	-		7,868,819	3,998,712
Non-cash expenses other than depreciation and amortisation	(10,364,428)	(3,578,007)	-	(4,146,613)	532,220	398,733	(iii)	(9,832,208)	(7,323,887)

36. OPERATING SEGMENTS (CONT'D)

(a) Business segments (Cont'd)

Nature of eliminations to arrive at amounts reported in the consolidated financial statements are as disclosed below:-

(i) Inter-segment revenues are eliminated on consolidation.

(ii) Additions to non-current assets consist of :

	2014 RM	The Group 2013 RM
Building	-	113,115
Computer equipment	407,393	290,328
Display counters	7,700,534	7,773,151
Office equipment	18,285	167,204
Renovation	2,271,176	354,526
Motor vehicles	241,729	582,429
	10,639,117	9,280,753

(iii) Other material non-cash items expenses consist of the following items as presented in the respective notes to the financial statements:-

	2014 RM	The Group 2013 RM
Allowance for impairment loss on receivables	811,550	6,060,526
Bad debts written off	100,694	874,842
Impairment loss:		
- investment in a subsidiary	2,399,999	-
Intangible asset written off	-	380,000
Inventories (writeback)/written off	(827,812)	576,768
Property, plant and equipment:		
- Written off	116,506	765,450
- (Gain)/loss on disposal	(6,679,357)	100,438
- Impairment loss	-	(829,477)
Bargain purchase gain	(1,171,789)	-
Reversal of amortisation	-	(240,000)
Reversal of deposits written off	-	(79,764)
Reversal of impairment loss on investment in a subsidiary	(759,999)	-
Reversal of inventories written down	(1,480,502)	(696,827)
Unrealised foreign exchange loss	397	933
Writeback of allowance for impairment loss on receivables	(2,874,115)	(12,759,590)
Writeback of allowance for obsolete allowance	-	(1,737,919)
Writeback of impairment loss on intangible assets	-	(140,000)
	(10,364,428)	(7,724,620)
Elimination	532,220	398,733
	(9,832,208)	(7,325,887)

(b) Geographical information

No information is prepared on the geographical segment as the Group principally operates within Malaysia.

(c) Major customer

There are no single external customers for which the revenue generated exceeded 10% of the Group's revenue.

Notes to the Financial Statements (cont'd)

For the Financial Year Ended 31 March 2014

37. CAPITAL COMMITMENT

	The Group	
	2014 RM	2013 RM
Contracted But Not Provided For:-		
Purchase of equipment	91,780	-

38. OPERATING LEASE COMMITMENTS

The future minimum lease payments under the non-cancellable operating leases are as follows:-

	The Group	
	2014 RM	2013 RM
Not more than one year	23,685,948	20,602,543
Later than one year and not later than five years	17,815,863	19,421,409
	41,501,811	40,023,952

39. CONTINGENT LIABILITIES

Group

Ongoing legal proceedings

On 11 January 2002, the subsidiaries, Bontton (proprietor of the "Diesel" trademark in relation to articles of clothing in Malaysia) and Diesel Marketing (the authorised licensee of Bontton for the said "Diesel" trademark) (collectively referred to as "the Plaintiffs"), filed a suit against Apcott PP (M) Sdn. Bhd. (1st Defendant), based on passing-off and claiming an injunction to restrain the 1st Defendant from using the "Diesel" name in relation to bags and other fashion goods in Malaysia and to claim for general damages. Subsequently, Diesel S.P.A, a corporation incorporated in Italy, successfully applied to be a joint party to the above suit as the 2nd Defendant.

Pursuant thereto, the Plaintiffs filed an Amended Writ and Statement of Claim which included a claim for Rectification of the Register of Trade Marks to expunge and to vary the 2nd Defendant's registration for the mark "Diesel".

On 15 November 2002, an interim injunction entered against the 1st Defendant restraining the 1st Defendant, until the disposal of the main suit, from carrying on the business of manufacturing, distributing, selling or otherwise dealing by way of trade in certain fashion goods using the trademark "Diesel". On the same date, the 1st Defendant had also given an undertaking to the Court that they had never carried on the business of importing, distributing, selling or otherwise dealing in the course of trade with wearing apparel using the trademark "Diesel" and would not do so until the final disposal of the said suit.

Both defendants have filed their respective Defence and Counter-Claim, which include a claim for injunction and damages arising from alleged infringement and passing-off of the 2nd Defendant's "Diesel" mark by the Plaintiffs.

The Plaintiffs filed their Reply and Defence to Counter-Claim of both defendants on 10 February 2004. The matter is now pending the filing of the Reply to Defence to Counter-Claim by both defendants. Thereafter, pleadings will be deemed closed and all parties will then proceed to discovery. This is currently pending a trial date to be set by High Court to complete the discovery.

The Group has not made any allowance for possible losses arising from this litigation as the maximum exposure of liabilities to the Group, if any, will depend on the outcome of the suit.

Others

	The Group		The Company	
	2014 RM'000	2013 RM'000	2014 RM'000	2013 RM'000
Corporate guarantees given to financial institutions in respect of credit facilities extended to :				
- business operators	-	10,166	-	-
- subsidiaries	-	-	101,160	104,410
	-	10,166	101,160	104,410

40. FINANCIAL INSTRUMENTS

The Group's activities are exposed to a variety of market risk (including foreign currency risk, interest rate risk and equity price risk), credit risk and liquidity risk. The Group's overall financial risk management policy focuses on the unpredictability of financial markets and seeks to minimise potential adverse effects on the Group's financial performance.

40.1 FINANCIAL RISK MANAGEMENT POLICIES

The Group's policies in respect of the major areas of treasury activity are as follows:-

(a) Market Risk

(i) Foreign Currency Risk

The Group is exposed to foreign currency risk on transactions and balances that are denominated in currencies other than Ringgit Malaysia. The currencies giving rise to this risk are primarily United States Dollar and Singapore Dollar. Foreign currency risk is monitored closely on an ongoing basis to ensure that the net exposure is at an acceptable level.

Foreign currency exposure

The Group	Brunei Dollar RM	United States Dollar RM	Singapore Dollar RM	Ringgit Malaysia RM	Total RM
2014					
Financial Assets					
Trade receivables	153,248	126,298	45,345	57,686,197	58,011,088
Other receivables and deposits	-	-	-	16,334,192	16,334,192
Fixed deposits with licensed banks	-	-	-	6,020,812	6,020,812
Cash and bank balances	-	-	-	4,280,919	4,280,919
	153,248	126,298	45,345	84,322,120	84,647,011
Financial Liabilities					
Trade payables	-	-	-	25,969,737	25,969,737
Other payables and accruals	-	-	-	9,625,258	9,625,258
Hire purchase payable	-	-	-	66,128	66,128
Term loans	-	-	-	116,000,000	116,000,000
Bankers' acceptances	-	-	-	61,589,000	61,589,000
Bank overdrafts	-	-	-	3,439,078	3,439,078
	-	-	-	216,689,201	216,689,201
Net financial assets/(liabilities)	153,248	126,298	45,345	(132,367,081)	(132,042,190)
Add: Net financial liabilities denominated in the entities' functional currency	-	-	-	132,367,081	132,367,081
Currency exposure	153,248	126,298	45,345	-	324,891

Notes to the Financial Statements (cont'd)

For the Financial Year Ended 31 March 2014

40. FINANCIAL INSTRUMENTS (CONT'D)

40.1 FINANCIAL RISK MANAGEMENT POLICIES (CONT'D)

(a) Market Risk (Cont'd)

(i) Foreign Currency Risk (Cont'd)

Foreign currency exposure (Cont'd)

The Group	United States Dollar RM	Singapore Dollar RM	Ringgit Malaysia RM	Total RM
2013				
Financial Assets				
Trade receivables	(27,403)	74,753	57,104,293	57,151,643
Other receivables and deposits	-	-	15,462,126	15,462,126
Amount owing by related parties	-	-	222,954	222,954
Fixed deposit with licensed banks	-	-	25,788,663	25,788,663
Cash and bank balances	-	-	14,749,597	14,749,597
	(27,403)	74,753	113,327,633	113,374,983
Financial Liabilities				
Trade payables	-	-	18,083,907	18,083,907
Other payables and accruals	-	-	14,452,823	14,452,823
Amount owing to related parties	-	-	2,041	2,041
Hire purchase payable	-	-	85,005	85,005
Term loans	-	-	169,500,000	169,500,000
Bankers' acceptances	-	-	62,644,000	62,644,000
	-	-	264,767,776	264,767,776
Net financial (liabilities)/assets	(27,403)	74,753	(151,440,143)	(151,392,793)
Add: Net financial liabilities denominated in the entities' functional currency	-	-	151,440,143	151,440,143
Currency exposure	(27,403)	74,753	-	47,350

40. FINANCIAL INSTRUMENTS (CONT'D)

40.1 FINANCIAL RISK MANAGEMENT POLICIES (CONT'D)

(a) Market Risk (Cont'd)

(i) Foreign Currency Risk (Cont'd)

Foreign currency risk sensitivity analysis

The following table details the sensitivity analysis to a reasonably possible change in the foreign currencies at the end of the reporting period, with all other variables held constant:-

	2014	The Group
	Increase/ (Decrease)	2013
	RM	Increase/ (Decrease)
		RM
Effects On Profit After Taxation		
Brunei Dollar:		
- strengthened by 5%	5,747	-
- weakened by 5%	(5,747)	-
United States Dollar:		
- strengthened by 5%	4,736	(1,028)
- weakened by 5%	(4,736)	1,028
Singapore Dollar:		
- strengthened by 5%	1,700	2,803
- weakened by 5%	(1,700)	(2,803)
Effects On Equity		
Brunei Dollar:		
- strengthened by 5%	5,747	-
- weakened by 5%	(5,747)	-
United States Dollar:		
- strengthened by 5%	4,736	(1,028)
- weakened by 5%	(4,736)	1,028
Singapore Dollar:		
- strengthened by 5%	1,700	2,803
- weakened by 5%	(1,700)	(2,803)

(ii) Interest Rate Risk

Interest rate risk is the risk that the fair value or future cash flows of a financial instrument will fluctuate because of changes in market interest rates. The Group's exposure to interest rate risk arises mainly from interest-bearing financial assets and liabilities. The Group's policy is to obtain the most favourable interest rates available. Any surplus funds of the Group will be placed with licensed financial institutions to generate interest income.

Information relating to the Group's exposure to the interest rate risk of the financial liabilities is disclosed in Note 40.1 (c) to the financial statements.

Notes to the Financial Statements (cont'd)

For the Financial Year Ended 31 March 2014

40. FINANCIAL INSTRUMENTS (CONT'D)

40.1 FINANCIAL RISK MANAGEMENT POLICIES (CONT'D)

(a) Market Risk (Cont'd)

(ii) Interest Rate Risk (Cont'd)

Interest rate risk sensitivity analysis

The following table details the sensitivity analysis to a reasonably possible change in the interest rates as at the end of the reporting period, with all other variables held constant:-

	The Group		The Company	
	2014	2013	2014	2013
	(Decrease)/	(Decrease)/	(Decrease)/	(Decrease)/
	Increase	Increase	Increase	Increase
	RM	RM	RM	RM
Effects on Profit After Taxation				
Increase of 25 basis points (bp)	(328,263)	(387,076)	(206,335)	(307,118)
Decrease of 25 bp	328,263	387,076	206,335	307,118
Effects On Equity				
Increase of 25 bp	(328,263)	(387,076)	(206,335)	(307,118)
Decrease of 25 bp	328,263	387,076	206,335	307,118

(iii) Equity Price Risk

The Group does not have any quoted investments and hence is not exposed to equity price risk.

(b) Credit Risk

The Group's exposure to credit risk, or the risk of counterparties defaulting, arises mainly from trade and other receivables. The Group manages its exposure to credit risk by the application of credit approvals, credit limits and monitoring procedures on an ongoing basis. For other financial assets (including cash and bank balances), the Group minimises credit risk by dealing exclusively with high credit rating counterparties.

The Group establishes an allowance for impairment that represents its estimate of incurred losses in respect of the trade and other receivables as appropriate. The main components of this allowance are a specific loss component that relates to individually significant exposures, and a collective loss component established for groups of similar assets in respect of losses that have been incurred but not yet identified. Impairment is estimated by management based on prior experience and the current economic environment.

(i) Credit risk concentration profile

The Group's major concentration of credit risk relates to the amounts owing by two customers which constituted approximately 34% of its trade receivables at the end of the reporting period.

40. FINANCIAL INSTRUMENTS (CONT'D)

40.1 FINANCIAL RISK MANAGEMENT POLICIES (CONT'D)

(b) Credit Risk (Cont'd)

(ii) Exposure to credit risk

As the Group does not hold any collateral, the maximum exposure to credit risk is represented by the carrying amount of the financial assets as at the end of the reporting period.

The exposure of credit risk for trade receivables (including amount owing by related parties) by geographical region is as follows:-

	The Group	
	2014	2013
	RM	RM
Malaysia	57,686,197	57,327,247
Singapore	45,345	74,753
United States	126,298	(27,403)
Brunei	153,248	-
	58,011,088	57,374,597

(iii) Ageing analysis

The ageing analysis of the Group's trade receivables (including amount owing by related parties) at the end of the reporting period is as follows:-

The Group	Gross Amount	Individual Impairment	Collective Impairment	Carrying Value
	RM	RM	RM	RM
2014				
Not past due	47,056,277	-	-	47,056,277
Past due:				
- less than 60 days	9,307,309	-	-	9,307,309
- over 60 days	2,407,848	-	(760,346)	1,647,502
	58,771,434	-	(760,346)	58,011,088
2013				
Not past due	46,756,435	-	-	46,756,435
Past due:				
- less than 60 days	8,280,615	-	-	8,280,615
- over 60 days	4,052,678	-	(1,715,131)	2,337,547
	59,089,728	-	(1,715,131)	57,374,597

The collective impairment allowance is determined based on estimated irrecoverable amounts from the sale of goods, determined by reference to past default experience.

Trade receivables that are past due but not impaired

The Group believes that no impairment allowance is necessary in respect of these trade receivables. They are substantially companies with good collection track record and no recent history of default.

Trade receivables that are neither past due nor impaired

A significant portion of trade receivables that are neither past due nor impaired are regular customers that have been transacting with the Group. The Group uses ageing analysis to monitor the credit quality of the trade receivables. Any receivables having significant balances past due or more than 180 days, which are deemed to have higher credit risk, are monitored individually.

Notes to the Financial Statements (cont'd)

For the Financial Year Ended 31 March 2014

40. FINANCIAL INSTRUMENTS (CONT'D)

40.1 FINANCIAL RISK MANAGEMENT POLICIES (CONT'D)

(c) Liquidity Risk

Liquidity risk arises mainly from general funding and business activities. The Group practises prudent risk management by maintaining sufficient cash balances and the availability of funding through certain committed credit facilities.

The following table sets out the maturity profile of the financial liabilities as at the end of the reporting period based on contractual undiscounted cash flows (including interest payments computed using contractual rates or, if floating, based on the rates at the end of the reporting period):-

The Group	Effective Interest Rate %	Carrying Amount RM	Contractual Undiscounted Cash Flows RM	Within 1 Year RM	1 – 5 Years RM	Over 5 Years RM
2014						
Trade payables	-	25,969,737	25,969,737	25,969,737	-	-
Other payables and accruals	-	9,625,258	9,625,258	9,625,258	-	-
Hire purchase payable	4.64	66,128	71,088	22,452	48,636	-
Term loans	4.95 - 5.25	116,000,000	131,079,000	22,786,688	108,292,312	-
Bankers' acceptances	4.31 - 5.15	61,589,000	61,589,000	61,589,000	-	-
Bank overdrafts	7.85 - 8.10	3,439,078	3,439,078	3,439,078	-	-
		216,689,201	231,773,161	123,432,213	108,340,948	-
2013						
Trade payables	-	18,083,907	18,083,907	18,083,907	-	-
Other payables and accruals	-	14,452,823	14,452,823	14,452,823	-	-
Amount owing to related parties	-	2,041	2,041	2,041	-	-
Hire purchase payable	4.64	85,005	93,540	22,452	71,088	-
Term loans	5.01 - 5.10	169,500,000	203,939,294	19,830,219	123,702,450	60,406,625
Bankers' acceptances	3.99 - 5.45	62,644,000	62,644,000	62,644,000	-	-
		264,767,776	299,215,605	115,035,442	123,773,538	60,406,625
The Company						
2014						
Other payables and accruals	-	544,595	544,595	544,595	-	-
Hire purchase payable	4.64	66,128	71,088	22,452	48,636	-
Term loans	4.95 - 5.25	116,000,000	131,079,000	22,786,688	108,292,213	-
		116,610,723	131,694,683	23,353,735	108,340,849	-
2013						
Other payables and accruals	-	954,711	954,711	954,711	-	-
Hire purchase payable	4.64	85,005	93,540	22,452	71,088	-
Term loans	5.01 - 5.10	169,500,000	203,939,294	19,830,219	123,702,450	60,406,625
		170,539,716	204,987,545	20,807,382	123,773,538	60,406,625

40. FINANCIAL INSTRUMENTS (CONT'D)**40.2 CAPITAL RISK MANAGEMENT**

The Group manages its capital to ensure that entities within the Group will be able to maintain an optimal capital structure so as to support their businesses and maximise shareholders' value. To achieve this objective, the Group may make adjustments to the capital structure in view of changes in economic conditions, such as adjusting the amount of dividend payment, returning of capital to shareholders or issuing new shares.

The Group manages its capital based on debt-to-equity ratio that complies with debt covenants and regulatory, if any. The debt-to-equity ratio is calculated as total borrowing from financial institutions divided by total equity.

There was a change in the net debt components to compute the debt-to-equity ratio during the financial year. In the previous financial year, net debt constituted total interest-bearing borrowings plus trade and other payables less cash and cash equivalents. In the current financial year, net debt constituted total interest-bearing borrowings less cash and cash equivalents.

The debt-to-equity ratio of the Group as at the end of the reporting period was as follows:-

	The Group	
	2014	2013
	RM	RM
Hire purchase payable	66,128	85,005
Term loans	116,000,000	169,500,000
Bankers' acceptances	61,589,000	62,644,000
Bank overdrafts	3,439,078	-
	181,094,206	232,229,005
Less: Fixed deposits with licensed banks	(6,020,812)	(25,788,663)
Less: Cash and bank balances	(4,280,919)	(14,749,597)
Net debt	170,792,475	191,690,745
Total equity	242,617,094	191,761,054
Debt-to-equity ratio	0.70	1.00

Under the requirement of Bursa Malaysia Practice Note No. 17/2005, the Company is required to maintain a consolidated shareholders' equity (total equity attributable to owners of the Company) equal to or not less than the 25% of the issued and paid-up share capital (excluding treasury shares) and such shareholders' equity is not less than RM40 million. The Company has complied with this requirement.

40. FINANCIAL INSTRUMENTS (CONT'D)

40.3 CLASSIFICATION OF FINANCIAL INSTRUMENTS

	The Group		The Company	
	2014 RM	2013 RM	2014 RM	2013 RM
Financial Asset				
<u>Loans and receivables financial assets</u>				
Trade receivables	58,011,088	57,151,643	-	-
Other receivables and deposits	16,334,192	15,462,126	10,021,775	6,337,576
Amount owing by subsidiaries	-	-	28,860,525	31,313,132
Amount owing by related parties	-	222,954	-	-
Fixed deposits with licensed banks	6,020,812	25,788,663	6,020,812	5,788,663
Cash and bank balances	4,280,919	14,749,597	369,119	361,170
	84,647,011	113,374,983	45,272,231	43,800,541
Financial Liabilities				
<u>Other financial liabilities</u>				
Trade payables	25,969,737	18,083,907	-	-
Other payables and accruals	9,625,258	14,452,823	544,595	954,711
Amount owing to related parties	-	2,041	-	-
Hire purchase payable	66,128	85,005	66,128	85,005
Term loans	116,000,000	169,500,000	116,000,000	169,500,000
Bankers' acceptances	61,589,000	62,644,000	-	-
Bank overdrafts	3,439,078	-	-	-
	216,689,201	264,767,776	116,610,723	170,539,716

40.4 FAIR VALUE INFORMATION

Other than those disclosed below, the fair values of the financial assets and financial liabilities maturing within the next 12 months approximated their carrying amounts due to the relatively short-term maturity of the financial instruments. The fair values are determined by discounting the relevant cash flows at rates equal to the current market interest rate plus appropriate credit rating, where necessary. The fair values are included in level 2 of the fair value hierarchy.

	Fair Value Of Financial Instruments Carried At Fair Value			Fair Value Of Financial Instruments Not Carried At Fair Value	Total Fair Value	Carrying Amount
	Level 1 RM	Level 2 RM	Level 3 RM	Level * RM	RM	RM
2014						
Financial Liabilities						
Hire purchase payable	-	-	-	66,128	65,784	66,128
Term loans	-	-	-	116,000,000	116,000,000	116,000,000
2013						
Financial Liabilities						
Hire purchase payable	-	-	-	85,005	81,692	85,005
Term loans	-	-	-	169,500,000	169,500,000	169,500,000

* Comparative fair value information is not presented by levels, by virtue of the exemption given in MFRS 13.

40. FINANCIAL INSTRUMENTS (CONT'D)

40.4 FAIR VALUE INFORMATION (CONT'D)

The fair values of level 2 and level 3 above have been determined using the following basis:-

- (a) The fair values hire purchase payable and term loans are determined by discounting the relevant cash flows using interest rates for similar instruments at the end of the reporting period. The interest rates used to discount the estimated cash flows are as follows:-

	The Group/The Company	
	2014	2013
	%	%
Hire purchase payable	4.48	6.54
Term loans	4.95 - 5.25	5.01 - 5.10

41. SIGNIFICANT EVENTS DURING THE FINANCIAL YEAR

During the financial year, the Group undertook the following:-

- (a) On 1 April 2013, AKSB acquired two (2) ordinary shares of RM1 each representing 100% equity interest in BPSB for a total consideration of RM2 from related parties.
- (b) On 1 April 2013, BUMM acquired two (2) ordinary shares of RM1 each in representing 100% equity interest in GCSB for a total consideration of RM2 from related parties.
- (c) On 19 June 2013, the Company issued and allotted 7,192,400 new ordinary shares of RM1 at an issue price of RM3.30 per Placement Share to the allottees for a total cash consideration of RM23,734,920. The new shares were issued for cash consideration. The new shares issued rank pari passu in all respects with the existing shares of the Company.
- (d) On 27 November 2013, BUMM subscribed for one (1) ordinary share of RM1 each representing 50% equity interest in GFASB for a total consideration of RM1. On the same date, BUMM acquired one (1) ordinary share of RM1 each representing 50% equity interest in GFASB for a total consideration of RM1 from a related party. Consequently, GFASB became a wholly-owned subsidiary of BUMM.

42. SIGNIFICANT EVENTS OCCURRING AFTER THE REPORTING PERIOD

Subsequent to the reporting period, the Group has undertaken the following:-

- (a) On 1 April 2014, the Company disposed of its wholly-owned subsidiary, BUMH comprising 1,000,000 ordinary shares of RM1 each to another wholly-owned subsidiary, AKSB for a total consideration of RM1,000,000.
- (b) There were interested buyers intended to acquire Cocomax subsequent to the reporting period. On 23 May 2014, the Company entered into a Sale and Purchase Agreement to dispose of the entire equity interest in Cocomax, comprising 2,550,000 ordinary shares of RM1 each for a total consideration of RM8,000. The transaction was completed on 13 June 2014 and consequently, Cocomax ceased to be a wholly-owned subsidiary of the Company. There is no material financial impact on the financial statements of the Group upon the disposal of Cocomax.

Notes to the Financial Statements (cont'd)

For the Financial Year Ended 31 March 2014

43. COMPARATIVE FIGURES

The following comparative figures have been reclassified to conform with the presentation of the current financial year:-

	As Restated RM	As Previously Reported RM
<hr/>		
The Group		
Consolidated Statement Of Cash Flows (Extract):-		
Net cash from operating activities	15,617,679	13,054,570
Net cash from financing activities	131,074,822	133,637,931
<hr/>		
The Company		
Statement Of Cash Flows (Extract):-		
Net cash from operating activities	2,880,590	317,481
Net cash from financing activities	160,677,232	163,240,341
<hr/>		

44. SUPPLEMENTARY INFORMATION - DISCLOSURE OF REALISED AND UNREALISED PROFITS/LOSSES

The breakdown of the retained profits of the Group and of the Company at the end of the reporting period into realised and unrealised profits are presented in accordance with the directive issued by Bursa Malaysia Securities Berhad and prepared in accordance with Guidance on Special Matter No. 1, Determination of Realised and Unrealised Profits or Losses in the Context of Disclosure Pursuant to Bursa Malaysia Securities Berhad Listing Requirements, as issued by the Malaysian Institute of Accountants, as follows:-

	The Group		The Company	
	2014 RM	2013 RM	2014 RM	2013 RM
Total retained profits:				
- realised	160,611,524	132,271,000	63,297,634	39,967,359
- unrealised	(505,597)	472,000	-	(168,000)
	160,105,927	132,743,000	63,297,634	39,799,359
Less: Consolidation adjustments	(47,919,434)	(48,401,091)	-	-
At 31 March	112,186,493	84,341,909	63,297,634	39,799,359

Statement Accompanying Notice of Annual General Meeting Pursuant to Paragraph 12.06[2(a)] of the Main Market Listing Requirements of Bursa Malaysia Securities Berhad

Share Buy-Back Statement

1. Disclaimer Statement

Bursa Malaysia Securities Berhad ("Bursa Securities") has not perused the Share Buy-Back Statement ("Statement") prior to its issuance as it is an exempt document. Bursa Securities takes no responsibility for the contents of this Statement, makes no representation as to its accuracy or completeness and expressly disclaims any liability, whatsoever for any loss howsoever arising from or in reliance upon the whole or any part of the contents of this Statement.

2. Rationale for renewal of authority from the shareholders of the Company to enable the Company to purchase and/or hold up to ten percent (10%) of its issued and paid-up share capital pursuant to Section 67A of the Companies Act, 1965 ("Proposed Renewal of Authority for Share Buy-Back")

The Proposed Renewal of Authority for Share Buy-Back, if exercised, is expected to potentially benefit the Company and its shareholders in the following manners:-

- (a) Depending on the effective cost of funding of the shares to be purchased, the earnings per share of the Group may be enhanced (in the case where the shares so purchased are cancelled), and thereby long term investors are expected to enjoy a corresponding increase in the value of their investments in the Company;
- (b) If the purchased shares are kept as treasury shares, the treasury shares may be realised with potential gain without affecting the total issued and paid-up share capital of the Company. Alternatively, the purchased shares can be distributed as share dividends to reward the shareholders of the Company;
- (c) The Company may be able to stabilise the supply and demand of its shares in the open market and thereby supporting its fundamental value; and
- (d) The Proposed Renewal of Authority for Share Buy-Back will provide the Company the option to return its surplus financial resources to its shareholders.

3. Retained Profits and Share Premium

Based on the Audited Financial Statements of the Company for the financial year ended 31 March 2014, the retained profits and share premium account of the Company stood at RM112,186,493 and RM51,313,387 respectively.

4. Source of Funds

The amount allocated for the share buy-back will be financed by internally generated funds and/or bank borrowings, the proportion of which will depend on the quantum of the purchase consideration as well as the availability of internally generated funds and the repayment capability of the Company, if financed by bank borrowings, at the date(s) of the purchase(s).

In the event that the Company decides to utilise external borrowings to finance the share buy-back, there will be a decline in its net cashflow to the extent of the interest cost associated with such borrowings. However, the Board of Directors does not foresee any difficulty in servicing the interest and repayment of borrowings used for the share buy-back, if any.

5. Direct and Indirect Interests of the Directors and Substantial Shareholders in the Proposed Renewal of Authority for Share Buy-Back

Save for the inadvertent proportionate increase in the percentage shareholdings and/or voting rights of the shareholders of the Company as a consequence of the share buy-back, none of the Directors and/or substantial shareholders nor persons connected with the Directors and/or substantial shareholders of the Company have any interest, direct or indirect, in the Proposed Renewal of Authority for Share Buy-Back and the proposed resale of treasury shares, if any.

As such, none of the Directors and/or substantial shareholders nor persons connected with them need to abstain from voting in respect of their direct and indirect shareholdings on the ordinary resolution approving the Proposed Renewal of Authority for Share Buy-Back.

5. Direct and Indirect Interests of the Directors and Substantial Shareholders in the Proposed Renewal of Authority for Share Buy-Back (Cont'd)

The effects of the proposed share buy-back on the shareholdings of the Directors and substantial shareholders as at 30 June 2014 are set out below based on the following assumptions:-

- the proposed share buy-back is implemented in full, i.e. up to 10% of the enlarged issued and paid-up share capital or 7,911,721 of the Company's shares are purchased; and
- the shares so purchased are from shareholders other than the substantial shareholders and Directors of the Company.

Directors	Before Proposed Share Buy-Back				After Proposed Share Buy-Back			
	Direct		Indirect		Direct		Indirect	
	No. of shares	%	No. of shares	%	No. of shares	%	No. of shares	%
Ng Chin Huat	-	-	43,613,877*	55.13	-	-	43,613,877*	61.25
Cheah Yong Hock	1,125,600	1.42	-	-	1,125,600	1.58	-	-
Kong Sau Kian	-	-	-	-	-	-	-	-
Lim Kim Meng	-	-	-	-	-	-	-	-

Notes:

* Deemed interested by virtue of his and his spouse direct interest in Everest Hectare Sdn. Bhd. via Section 6A of the Companies Act, 1965.

Substantial Shareholders	Before Proposed Share Buy-Back				After Proposed Share Buy-Back			
	Direct		Indirect		Direct		Indirect	
	No. of shares	%	No. of shares	%	No. of shares	%	No. of shares	%
Everest Hectare Sdn. Bhd.	43,613,877	55.13	-	-	43,613,877	61.25	-	-
Ng Chin Huat	-	-	43,613,877*	55.13	-	-	43,613,877*	61.25
Yap Su P'ing	-	-	43,613,877*	55.13	-	-	43,613,877*	61.25
Ng Tiong Seng Corporation Sdn. Bhd.	10,276,258	12.99	-	-	10,276,258	14.43	-	-

Notes:

* Deemed interested by virtue of his and his spouse direct interest in Everest Hectare Sdn. Bhd. via Section 6A of the Companies Act, 1965.

6. Potential Advantages and Disadvantages of the Proposed Renewal of Authority for Share Buy-Back

The potential advantages of the Proposed Renewal of Authority for Share Buy-Back to the Company and its shareholders are stated in Section 2 above.

The potential disadvantages of the Proposed Renewal of Authority for Share Buy-Back to the Company and its shareholders are as follows:-

- the amount of financial resources available for distribution to the shareholders of the Company will decline and this may result in the Group having to forego better investment opportunities that may emerge in the future;
- the working capital of the Company will be affected as the share buy-back will reduce the Company's cashflow, the quantum depending on the number of shares purchased and their corresponding purchase price(s); and
- as the Proposed Renewal of Authority for Share Buy-Back can only be made out of retained profits and share premium account of the Company, it may result in the reduction of financial resources available for distribution to the shareholders in the immediate future.

6. Potential Advantages and Disadvantages of the Proposed Renewal of Authority for Share Buy-Back (Cont'd)

The Proposed Renewal of Authority for Share Buy-Back is not expected to have any potential material disadvantages to the Company and its shareholders, as it will be exercised only after in depth consideration of the financial resources of the Company and of the resultant impact on its shareholders. The Board of Directors in exercising any decision on the share buy-back will be mindful of the interest of the Company and its shareholders.

7. Financial Effects of the Proposed Renewal of Authority for Share Buy-Back

On the assumption that the share buy-back is carried out in full, the effects of the Proposed Renewal of Authority for Share Buy-Back on the share capital, net asset (NA) per share, working capital and earnings per share (EPS) of the Company are set out below:-

(a) On Share Capital

The effect of the share buy-back on the share capital of the Company will depend on the intention of the Board of Directors with regard to the purchased shares. As at 30 June 2014, the issued and paid-up share capital of the Company is RM79,117,214 comprising 79,117,214 shares.

However, the Proposed Renewal of Authority for Share Buy-Back will have no effect on the issued and paid-up share capital if all Purchased Shares are to be retained as treasury shares but the rights attaching to the treasury shares in relation to voting, dividends and participation in any other distributions or otherwise are suspended. While these shares remain as treasury shares, the Act prohibits the taking into account of such shares in calculating the number of percentage of shares in the Company for a purpose whatsoever including substantial shareholdings, takeovers, notices, requisitioning of meetings, quorum for meetings and the result of votes on resolutions.

(b) On NA

The effect of the Proposed Renewal of Authority for Share Buy-Back on the NA per share of the Company is dependent on the number of shares purchased, purchase price of the shares, the funding cost, if any, and the subsequent treatment of the shares so purchased.

If all the shares purchased are cancelled, the proposed share buy-back is likely to reduce the NA per share of the Group if the purchase price exceeds the audited NA per share of the Group at the time of purchase and conversely, will increase the NA per share of the Group if the purchase price is less than the audited NA per share of the Group at the time of purchase.

For shares so purchased, which are kept as treasury shares, upon its resale, the NA of the Group may be affected depending on the actual selling price of the treasury shares and the actual number of treasury shares resold.

(c) On Working Capital

The Proposed Renewal of Authority for Share Buy-Back will reduce the working capital of the Group, the quantum of which depends on, amongst others, the number of shares eventually purchased and the purchase price of the shares.

(d) On EPS

Depending on the number of shares purchased and purchase price of shares and the effective cost as well as the opportunity cost of funding the shares, the proposed share buy-back may increase the EPS of the Group. Similarly, on the assumption that the shares so purchased are treated as treasury shares, the extent of the effect of the earnings of the Group will depend on the actual selling price, the number of treasury shares resold and the effective gain or interest savings arising.

Any cancellation of shares so purchased is expected to give rise to increased EPS to the Company and the Group due to the reduced number of shares in issue.

(e) On Dividends

Assuming the Proposed Renewal of Authority for Share Buy-Back is implemented in full and the Company's quantum of dividend is maintained at historical levels, the Proposed Renewal of Authority for Share Buy-Back will have the effect of increasing the dividend rate of the Company as a result of the reduction in the issued and paid-up share capital of the Company.

For the financial year ended 31 March 2014, the Company has recommended a Single Tier Tax Exempt Final Dividend of 5% . The recommended final dividend will be subject to shareholders' approval at the Company's forthcoming Thirty-Ninth Annual General Meeting.

7. Financial Effects of the Proposed Renewal of Authority for Share Buy-Back (Cont'd)**(f) On Shareholdings**

The effect of the Proposed Renewal of Authority for Share Buy-Back on the percentage of shareholdings of the Directors and substantial shareholders of the Company would depend on the timing of the purchase, the number of shares purchased, if any, and their actual shareholdings at the time of such purchase.

Please refer to Section 5 above for further details on the shareholding structure of Directors and substantial shareholders of the Company.

8. Implication Under the Malaysian Code on Take-Overs and Mergers 1998 (the "Code")

Under the Code, a director and any person acting in concert with him or a relevant shareholder will be required to make a mandatory general offer for the remaining ordinary shares of the Company not already owned by him/them if his/their stake in the Company is increased beyond thirty-three (33%) or if his/their existing shareholding is between thirty-three percent (33%) and fifty percent (50%) and exceeds by another two percent (2%) in any six (6) months period.

Assuming that the Proposed Renewal of Authority for Share Buy-Back is carried out in full and the shareholdings of the directors and parties acting in concert will be increased beyond thirty-three percent (33%) as a result of the share buy-back and pursuant to the Code, the directors and parties acting in concert are required to make a mandatory general offer.

Should such circumstances arise and if required, the directors and parties acting in concert are expected to submit an application to Securities Commission for a waiver from implementing a mandatory general offer under the Code.

The Company intends to implement the share buy-back in a manner that it will not result any of the shareholders having to undertake a mandatory offer pursuant to the Code.

9. Purchase, Resale and Cancellation of shares made in the previous twelve (12) months

The Company has not made any purchase or resale or cancellation of any of its own shares in the past twelve (12) months preceding the date of this Annual Report.

10. Public Shareholding Spread

As at 30 June 2014, the public shareholding spread of the Company was 29.52%.

11. Directors' Statement

This Statement has been seen and approved by the Board of Directors and they individually and collectively accept full responsibility for the accuracy of the information given in this Statement and confirm that, after making all reasonable enquiries, to the best of their knowledge and belief, there are no other facts the omission of which would make any statement herein misleading.

Having considered all aspects of the Proposed Renewal of Authority for Share Buy-Back, the Board of Directors is of the opinion that the Proposed Renewal of Authority for Share Buy-Back is fair, reasonable and in the best interest of the Company.

12. Directors' Recommendation

The Board of Directors recommends that you vote in favour of the Ordinary Resolution for the Proposed Renewal of Authority for Share Buy-Back to be tabled at the forthcoming Annual General Meeting.

13. Other Information

There is no other information concerning the Proposed Renewal of Authority for Share Buy-Back as shareholders and their professional advisers would reasonably require and expect to find in this Statement for the purpose of making informed assessment as to the merits of approving the Proposed Renewal of Authority for Share Buy-Back and the extent of the risks involved in doing so.

Analysis of Shareholdings

As at 30 June 2014

Authorised Share Capital	:	RM100,000,000/-
Issued and Paid-Up Share Capital	:	RM79,117,214/-
Class of Shares	:	Ordinary Shares of RM1.00 each
Voting Rights	:	One vote per ordinary share

DISTRIBUTION OF SHAREHOLDINGS

SIZE OF SHAREHOLDINGS	NO. OF SHAREHOLDERS	% OF SHAREHOLDERS	NO. OF SHARES HELD	% OF ISSUED CAPITAL
1 - 99	383	30.94	12,925	0.02
100 - 1,000	141	11.39	97,452	0.12
1,001 - 10,000	571	46.12	2,156,082	2.73
10,001 - 100,000	100	8.08	3,275,820	4.14
100,001 - 3,955,859*	41	3.31	20,682,800	26.14
3,955,860 and above**	2	0.16	52,892,135	66.85
TOTAL	1,238	100.00	79,117,214	100.00

* Less than 5% of Issued Holdings

** 5% and above of Issued Holdings

DIRECTORS' SHAREHOLDINGS

The Directors' shareholdings based on the Register of Directors' Shareholdings of the Company are as follows:-

Name of Directors	Nationality/ Incorporated in	Direct	No. of shares beneficially held		%
			%	Indirect	
Ng Chin Huat	Malaysian	-	-	*43,613,877	55.13
Kong Sau Kian	Malaysian	-	-	-	-
Lim Kim Meng	Malaysian	-	-	-	-
Cheah Yong Hock	Malaysian	1,125,600	1.42	-	-
Total Shareholdings		1,125,600	1.42	*43,613,877	55.13

* Deemed interested by virtue of his direct interest in Everest Hectare Sdn. Bhd. via Section 6A of the Companies Act, 1965.

SUBSTANTIAL SHAREHOLDERS

The substantial shareholders based on the Register of Substantial Shareholders of the Company and their shareholdings are as follows:-

Name of Substantial Shareholders	Nationality/ Incorporated in	Direct	No. of shares beneficially held		%
			%	Indirect	
Everest Hectare Sdn. Bhd.	Malaysia	43,613,877	55.13	-	-
Ng Chin Huat	Malaysian	-	-	*43,613,877	55.13
Yap Su P'ing	Malaysian	-	-	*43,613,877	55.13
Ng Tiong Seng Corporation Sdn. Bhd.	Malaysia	10,276,258	12.99	-	-

* Deemed interested by virtue of his/ his spouse direct interest in Everest Hectare Sdn. Bhd. via Section 6A of the Companies Act, 1965

LIST OF THIRTY (30) LARGEST SECURITIES ACCOUNT HOLDERS

NO.	NAME	NO. OF SHARES	%
1.	KENANGA NOMINEES (TEMPATAN) SDN. BHD. PLEDGED SECURITIES ACCOUNT FOR EVEREST HECTARE SDN. BHD.	43,613,877	55.13
2.	NG TIONG SENG CORPORATION SDN. BHD.	9,278,258	11.73
3.	CHANG WAI PONG	2,520,000	3.19
4.	HABA ENTITY SDN. BHD.	2,309,800	2.92
5.	KENANGA NOMINEES (TEMPATAN) SDN. BHD. PLEDGED SECURITIES ACCOUNT FOR LIM HAN WENG	1,960,800	2.48
6.	MAYBANK NOMINEES (TEMPATAN) SDN. BHD. MAYBANK TRUSTEES BERHAD FOR PUBLIC AGGRESSIVE GROWTH FUND (N14011940110)	1,320,000	1.67
7.	M&A NOMINEE (TEMPATAN) SDN. BHD. PLEDGED SECURITIES ACCOUNT FOR WONG YOKE YUNG (PNG)	1,100,000	1.39
8.	CITIGROUP NOMINEES (TEMPATAN) SDN. BHD. EMPLOYEES PROVIDENT FUND BOARD (NOMURA)	1,018,000	1.29
9.	NG TIONG SENG CORPORATION SDN. BHD.	998,000	1.26
10.	KENANGA NOMINEES (TEMPATAN) SDN. BHD. PLEDGED SECURITIES ACCOUNT FOR WONG YOKE YUNG (03MG00018)	927,500	1.17
11.	MALACCA EQUITY NOMINEES (TEMPATAN) SDN. BHD. PLEDGED SECURITIES ACCOUNT FOR CHEAH YONG HOCK	805,600	1.02
12.	HSBC NOMINEES (TEMPATAN) SDN. BHD. HSBC (M) TRUSTEE BHD FOR ZURICH INSURANCE MALAYSIA BERHAD (GROWTH FUND)	700,000	0.88
13.	HONG LEONG ASSURANCE BERHAD AS BENEFICIAL OWNER (UNITLINKED BCF)	574,100	0.73
14.	CHOO BAY SEE	553,000	0.70
15.	CIMSEC NOMINEES (TEMPATAN) SDN. BHD. CIMB BANK FOR WONG YOKE YUNG (MP0265)	359,500	0.45
16.	AMSEC NOMINEES (TEMPATAN) SDN. BHD. NOMURA ASSET MANAGEMENT MALAYSIA SDN. BHD. FOR TENAGA NASIONAL BERHAD RETIREMENT BENEFIT TRUST FUND	330,000	0.42
17.	LIM PENG JIN	324,100	0.41
18.	CHEAH YONG HOCK	320,000	0.40
19.	HONG LEONG ASSURANCE BERHAD AS BENEFICIAL OWNER (UNITLINKED MF)	300,000	0.38
20.	LEE YEAN FUNG	300,000	0.38

LIST OF THIRTY (30) LARGEST SECURITIES ACCOUNT HOLDERS (CONT'D)

NO.	NAME	NO. OF SHARES	%
21.	HSBC NOMINEES (TEMPATAN) SDN. BHD. HSBC (M) TRUSTEE BHD FOR ZURICH INSURANCE MALAYSIA BERHAD (VULTURE FUND)	250,000	0.32
22.	HSBC NOMINEES (TEMPATAN) SDN. BHD. HSBC (M) TRUSTEE BHD FOR ZURICH INSURANCE MALAYSIA BERHAD (BALANCED FUND)	250,000	0.32
23.	KENANGA NOMINEES (TEMPATAN) SDN. BHD. PLEDGED SECURITIES ACCOUNT FOR CHEW SIEW CHIN	250,000	0.32
24.	MAYBANK NOMINEES (ASING) SDN. BHD. EXEMPT AN FOR DBS BANK LIMITED (CLIENT A/C)	250,000	0.32
25.	CIMSEC NOMINEES (TEMPATAN) SDN. BHD. CIMB BANK FOR CHUAH SENG BOON (M78029)	225,000	0.28
26.	CIMSEC NOMINEES (TEMPATAN) SDN. BHD. CIMB BANK FOR TANG CHOON EE (M78030)	200,000	0.25
27.	MERCSEC NOMINEES (TEMPATAN) SDN. BHD. PLEDGED SECURITIES ACCOUNT FOR NG AIK WEI	200,000	0.25
28.	QIU KAIHUI	200,000	0.25
29.	CITIGROUP NOMINEES (TEMPATAN) SDN. BHD. EXEMPT AN FOR AIA BHD.	193,900	0.25
30.	YAP BEN CHEH	182,000	0.23

ASIA BRANDS

ASIA BRANDS BERHAD (Company No. 22414-V)
(Incorporated in Malaysia)

PROXY FORM

(Please refer to the notes below before completing this form)

Number of shares held	
CDS Account No.	

I/We..... I.C.No.....
(FULL NAME IN BLOCK LETTERS)

of.....
(FULL ADDRESS)

being a member of **Asia Brands Berhad** hereby appoints

..... I.C.No.....
(FULL NAME IN BLOCK LETTERS)

of
(FULL ADDRESS)

or failing him/her,..... I.C. No.....
(FULL NAME IN BLOCK LETTERS)

of.....
(FULL ADDRESS)

or failing him/ her, the CHAIRMAN OF THE MEETING as my/our proxy to attend and vote for me/us on my/our behalf at the Thirty-Ninth Annual General Meeting of the Company to be held at the Conference Room of the Company at Lot 10449, Jalan Nenas, Batu 4 ½, Kampung Jawa, 41000 Klang, Selangor Darul Ehsan on Friday, 22 August 2014 at 9:00 a.m. or any adjournment thereof, in the manner as indicated below:-

	Resolutions	For	Against
Resolution 1	To declare a Single Tier Tax Exempt Final Dividend of 5% in respect of the financial year ended 31 March 2014.		
Resolution 2	To approve the payment of Directors' Fees for the financial year ended 31 March 2014.		
Resolution 3	To re-elect Mr. Kong Sau Kian as a Director of the Company.		
Resolution 4	To re-appoint Messrs. Crowe Horwath as the Auditors of the Company to hold office until the conclusion of the next Annual General Meeting and to authorise the Directors to fix their remuneration.		
Resolution 5	As Special Business <u>Ordinary Resolution 1</u> - Authority to issue and allot shares pursuant to Section 132D of the Companies Act, 1965		
Resolution 6	<u>Ordinary Resolution 2</u> - Proposed Renewal of Authority for Share Buy Back of up to Ten Percent (10%) of the Issued and Paid-up Share Capital of the Company		

(Please indicate with an "X" in the appropriate boxes above how you wish your vote to be cast. If you do not do so, your proxy shall vote as he thinks fit, or at his/their discretion.)

Dated this day of 2014

.....
Signature of Shareholder

Notes:

1. In respect of deposited securities, only members whose names appear in the Record of Depositors on 14 August 2014 ("General Meeting Record of Depositors") shall be entitled to attend, speak and vote at this Meeting.
2. A member entitled to attend and vote at this Meeting is entitled to appoint any person as his proxy to attend and vote instead of him. A proxy appointed to attend and vote at this Meeting shall have the same rights as the member to speak at the Meeting.
3. A proxy may but need not be a member of the Company and the provisions of Section 149(1)(b) of the Companies Act, 1965 need not be complied with. There shall be no restriction as to the qualifications of the proxy.
4. Where a member appoints more than one proxy, the appointments shall be invalid unless he specifies the proportions of his shareholdings to be represented by each proxy.
5. Where a member of the Company is an exempt authorised nominee which holds ordinary shares in the Company for multiple beneficial owners in one securities account ("omnibus account"), there is no limit to the number of proxies which the exempt authorised nominee may appoint in respect of each omnibus account it holds with ordinary shares of the Company standing to the credit of the said securities account.
6. Where a member is an authorised nominee as defined in the Securities Industry (Central Depository) Act, 1991, it may appoint up to two (2) proxies in respect of each securities account it holds with ordinary shares of the Company standing to the credit of the said securities account.
7. If a corporation is a member of the Company, it may vote by any person authorized by resolution of its directors or other governing body to act as its representative at any meeting in accordance with Article 75 of the Company's Articles of Association.
8. The instrument appointing a proxy shall be in writing under the hand of the appointor or of his attorney duly authorized in writing or if such appointor be a corporation, under its common seal or under the hand of an officer or attorney of the corporation duly authorized and shall be deposited with the power of attorney or other authority (if any) at the registered office of the Company at Lot 10449, Jalan Nenas, Batu 4½, Kampung Jawa, 41000 Klang, Selangor Darul Ehsan not less than forty-eight (48) hours before the time appointed for holding this Meeting or adjourned meeting at which the person named in such proxy proposes to vote and in default the proxy shall not be treated as valid. An instrument appointing a proxy to vote at a meeting shall be deemed to include the power to demand a poll on behalf of the appointor.

Fold here for sealing

Fold here



ASIA BRANDS BERHAD
(Company No. 22414-V)

Lot 10449, Jalan Nenas
Batu 4 ½, Kampung Jawa
41000 Klang, Selangor Darul Ehsan

Fold here

